



Moneywise. Be wise.

SMC GLOBAL SECURITIES LIMITED

Member: NSE • BSE • MSE • NCDEX • ICEX • MCX
Clearing & Trading Member : Cash, F&O, Currency, Debt & Commodity
SEBI Regn. No. : INZ 000199438 • Research Analyst No. : INH100001849 • Investment Adviser No. : INA100012491
Regd. Office : 11/6B, Shanti Chamber, Pusa Road, New Delhi-110005
Ph : +91-11-30111000, 40753333 Fax : +91-11-25754365 • CIN No : L74899DL1994PLC063609
E-mail : smc@smcindiaonline.com Website : www.smcindiaonline.com

Date: 06th May, 2020

To,

The Manager
Listing Department,
Calcutta Stock Exchange Limited
7, Lyons Range, Dalhousie,
Kolkata – 700001, West Bengal.

Subject: Submission of Statement of Shareholding Pattern pursuant to Regulation 31 of the SEBI (Listing Obligations and Disclosure Requirements) Regulations, 2015 for the fourth quarter ended on 31st March, 2020.

Dear Sir(s),

This is with reference to the captioned subject matter. In this regard, we are enclosing herewith the Statement of Shareholding Pattern pursuant to Regulation 31 of the SEBI (Listing Obligations and Disclosure Requirements) Regulations, 2015, for the fourth quarter ended on 31st March, 2020.

This is for your kind information and record.

Thanking you,

For SMC Global Securities Limited

(Suman Kumar)
E.V.P. (Corporate Affairs), Company Secretary & Compliance Officer
(Membership No. F5824)


Enclosed: Annexure I-Shareholding pattern as on 31st March, 2020

MUMBAI OFFICE : A Wing, 401/402, Lotus Corporate Park, Graham Firth Steel Compound, Off Western Express Highway, Jay Coach Signal, Goregaon East
Mumbai-400063 Ph : +91-22-67341600, 66481818 Fax : +91-22-67341697 E-mail : smcmumbai@smcindiaonline.com

KOLKATA OFFICE: 18, Rabindra Sarani, Poddar Court, Gate No. 4, 5th Floor, Kolkata - 700001 Ph : +91-33-66127000 Fax : +91-33-66127004
E-mail : smckolkata@smcindiaonline.com



| Shareholding Pattern under Regulation 31 of SEBI (Listing Obligations and Disclosure Requirements) | | | |
|---|--|--|------------------|
| Regulations, | | | |
| 1 | Name of Listed Entity: | SMC Global Securities Limited | |
| 2 | Scrip Code/Name of Scrip/Class of Security: | | |
| 3 | Share Holding Pattern Filed under: | Reg. 31(1)(a)/Reg. 31(1)(b)/Reg.31(1)(c) | |
| a. | If under 31(1)(b) then indicate the report for Quarter ending | | |
| b. | If under 31(1)(c) then indicate date of allotment/extinguishment | | |
| Declaration: The Listed entity is required to submit the following declaration to the extent of submission of | | | |
| 4 | information:- | | |
| | Particulars | Yes* | No* |
| 1 | Whether the Listed Entity has issued any partly paid up shares? | | No |
| 2 | Whether the Listed Entity has issued any Convertible Securities or Warrants? | | No |
| 3 | Whether the Listed Entity has any shares against which depository receipts are issued? | | No |
| 4 | Whether the Listed Entity has any shares in locked-in? | | No |
| 5 | Whether any shares held by promoters are pledge or otherwise encumbered? | Yes | |
| * If the Listed Entity selects the option 'No' for the questions above, the columns for the partly paid up shares, Outstanding Convertible Securities/Warrants, depository receipts, locked-in shares, No of shares pledged or otherwise encumbered by promoters, as applicable, shall not be displayed at the time of dissemination on the Stock Exchange website. Also wherever there is 'No' declared by Listed Entity in above table the values will be considered as 'Zero' by default on submission of the format of holding of specified securities. | | | |
| GENERATED ON :04/04/2020 | | NSDL : 31/03/2020 | CDSL :31/03/2020 |



SMC Global Securities Limited

Table I - Summary Statement holding of specified securities

| Category | Category of shareholder | Number of shareholders | No. of fully paid up equity shares held | No. of Partly paid up equity shares held | No. of shares underlying Depository Receipts | Total nos. shares held | Shareholding as a % of total no. of shares (calculated as per SCRR, 1957) | Number of Voting Rights held in each class of securities | | | No. of Shares Underlying Outstanding convertible securities (including Warrants) | Shareholding, as a % assuming full conversion of convertible securities (as a % of (A+B+C2)) | Number of Locked in shares | | Number of Shares pledged or otherwise encumbered | | Number of equity shares held in dematerialised form | |
|----------|-------------------------------|------------------------|---|--|--|-------------------------|---|--|-------------|-----------|--|--|----------------------------|---------|--|----------|---|---------------------------------|
| | | | | | | | | No of Voting Rights | | | | | Total as a % of (A+B+C) | No. (a) | As a % of total Shares held (b) | No. (a) | | As a % of total Shares held (b) |
| | | | | | | | | Class eg: X | Class eg: Y | Total | | | | | | | | |
| (I) | (II) | (III) | (IV) | (V) | (VI) | (VII) = (V)+(VI)+ (VII) | (VIII) As a % of (A+B+C2) | (IX) | | | (X) | (XI) = (VII)+(X) As a % of (A+B+C2) | (XII) | | (XIII) | (XIV) | | |
| (A) | Promoter & Promoter Group | 16 | 70204685 | 0 | 0 | 70204685 | 62.0542 | 70204685 | 0 | 70204685 | 62.0542 | 0 | 62.0542 | 0 | 0.0000 | 11313445 | 16.1149 | 70204685 |
| (B) | Public | 1430 | 42929765 | 0 | 0 | 42929765 | 37.9458 | 42929765 | 0 | 42929765 | 37.9458 | 0 | 37.9458 | 0 | 0.0000 | NA | NA | 30396555 |
| (C) | Non Promoter - Non Public | | | | | | | | | | | | | | | | | |
| (C1) | Shares Underlying DRs | 0 | 0 | 0 | 0 | 0 | 0.0000 | 0 | 0 | 0 | 0.0000 | 0 | 0.0000 | 0 | 0.0000 | NA | NA | 0 |
| (C2) | Shares Held By Employee Trust | 0 | 0 | 0 | 0 | 0 | 0.0000 | 0 | 0 | 0 | 0.0000 | 0 | 0.0000 | 0 | 0.0000 | NA | NA | 0 |
| | Total | 1446 | 113134450 | 0 | 0 | 113134450 | 100.0000 | 113134450 | 0 | 113134450 | 100.0000 | 0 | 100.0000 | 0 | 0.0000 | 11313445 | 10.0000 | 100601240 |




Table II - Statement showing shareholding pattern of the Promoter and Promoter Group

| Category & Name of the shareholders | PAN | Nos of shareholders | No of fully paid up equity shares held | Partly paid up equity shares held | No. of shares underlying Depository Receipts | Total nos shares held | Shareholding % calculated as per SCRR, 1957 As a % of (A+B+C2) | Number of Voting Rights held in each class of securities | | | No. of Shares Underlying Outstanding convertible securities | Shareholding, as a % assuming full conversion of convertible securities | Number of Locked in shares | | Number of Shares pledged or otherwise encumbered | | Number of equity shares held in dematerialised form | |
|--|------------|---------------------|--|-----------------------------------|--|-----------------------|--|--|-------------|----------|---|---|----------------------------|---------|--|----------|---|--------------------------------|
| | | | | | | | | No of Voting Rights | | | | | Total as a % of (A+B+C) | No. (a) | As a % of total Shares held(b) | No. (a) | | As a % of total Shares held(b) |
| | | | | | | | | Class eg: X | Class eg: Y | Total | | | | | | | | |
| (I) | (II) | (III) | (IV) | (V) | (VI) | (VII) = (IV)+(V)+(VI) | (VIII) As a % of (A+B+C2) | (IX) | | | (X) | (XI) = (VII)+(X) As a % of | (XII) | | (XIII) | (XIV) | | |
| 1 Indian | | | | | | | | | | | | | | | | | | |
| Individuals / Hindu Undivided Family | | 12 | 40718670 | 0 | 0 | 40718670 | 35.9914 | 40718670 | 0 | 40718670 | 35.9914 | 0 | 35.9914 | 0 | 0.0000 | 5817585 | 14.2873 | 40718670 |
| Subhash Chand Aggarwal | AAIPA9387K | 1 | 10095500 | 0 | 0 | 10095500 | 8.9235 | 10095500 | 0 | 10095500 | 8.9235 | 0 | 8.9235 | 0 | 0.0000 | 2908793 | 28.8128 | 10095500 |
| Manesh C Gupta | AAAPG3736D | 1 | 9248500 | 0 | 0 | 9248500 | 8.1748 | 9248500 | 0 | 9248500 | 8.1748 | 0 | 8.1748 | 0 | 0.0000 | 31.4515 | 9248500 | |
| Sushma Gupta | AAAPG3437B | 1 | 7566550 | 0 | 0 | 7566550 | 6.6881 | 7566550 | 0 | 7566550 | 6.6881 | 0 | 6.6881 | 0 | 0.0000 | 0 | 7566550 | |
| Hemlata Aggarwal | ADIPA3940D | 1 | 5000000 | 0 | 0 | 5000000 | 4.4195 | 5000000 | 0 | 5000000 | 4.4195 | 0 | 4.4195 | 0 | 0.0000 | 0 | 5000000 | |
| Pranay Aggarwal | APYPA9951K | 1 | 2720550 | 0 | 0 | 2720550 | 2.4047 | 2720550 | 0 | 2720550 | 2.4047 | 0 | 2.4047 | 0 | 0.0000 | 0 | 2720550 | |
| Ginni Devi | AAKPD5847Q | 1 | 2200000 | 0 | 0 | 2200000 | 1.9446 | 2200000 | 0 | 2200000 | 1.9446 | 0 | 1.9446 | 0 | 0.0000 | 0 | 2200000 | |
| Himanshu Gupta | AIEPG2872J | 1 | 1000000 | 0 | 0 | 1000000 | 0.8839 | 1000000 | 0 | 1000000 | 0.8839 | 0 | 0.8839 | 0 | 0.0000 | 0 | 984000 | |
| Madan Gopal Aggarwal | AISPA7827P | 1 | 984000 | 0 | 0 | 984000 | 0.8698 | 984000 | 0 | 984000 | 0.8698 | 0 | 0.8698 | 0 | 0.0000 | 0 | 841600 | |
| Ajay Garg | ABXPA2346P | 1 | 841600 | 0 | 0 | 841600 | 0.7439 | 841600 | 0 | 841600 | 0.7439 | 0 | 0.7439 | 0 | 0.0000 | 0 | 781970 | |
| Damodar Krishan Aggarwal | AAEPA9441R | 1 | 781970 | 0 | 0 | 781970 | 0.6912 | 781970 | 0 | 781970 | 0.6912 | 0 | 0.6912 | 0 | 0.0000 | 0 | 250000 | |
| Anurag Bansal | AAAPB5180A | 1 | 250000 | 0 | 0 | 250000 | 0.2210 | 250000 | 0 | 250000 | 0.2210 | 0 | 0.2210 | 0 | 0.0000 | 0 | 30000 | |
| Archana Aggarwal | | 1 | 30000 | 0 | 0 | 30000 | 0.0265 | 30000 | 0 | 30000 | 0.0265 | 0 | 0.0265 | 0 | 0.0000 | 0 | 0.0000 | |
| Central Government / State Government(s) | | 0 | 0 | 0 | 0 | 0 | 0.0000 | 0 | 0 | 0 | 0.0000 | 0 | 0.0000 | 0 | 0.0000 | 0 | 0.0000 | 0 |
| Financial Institutions / Banks | | 0 | 0 | 0 | 0 | 0 | 0.0000 | 0 | 0 | 0 | 0.0000 | 0 | 0.0000 | 0 | 0.0000 | 0 | 0.0000 | 0 |
| Any Other (Specify) | | 4 | 29486015 | 0 | 0 | 29486015 | 26.0628 | 29486015 | 0 | 29486015 | 26.0628 | 0 | 26.0628 | 0 | 0.0000 | 5495860 | 18.6389 | 29486015 |
| Bodies Corporate | | 4 | 29486015 | 0 | 0 | 29486015 | 26.0628 | 29486015 | 0 | 29486015 | 26.0628 | 0 | 26.0628 | 0 | 0.0000 | 5495860 | 18.6389 | 29486015 |
| Asm Pipes Private Limited | AAGCA0304C | 1 | 18667140 | 0 | 0 | 18667140 | 16.5000 | 18667140 | 0 | 18667140 | 16.5000 | 0 | 16.5000 | 0 | 0.0000 | 0 | 0.0000 | 18667140 |
| Pulin Investments Pvt. Ltd. | AADCP2350G | 1 | 8977205 | 0 | 0 | 8977205 | 7.9350 | 8977205 | 0 | 8977205 | 7.9350 | 0 | 7.9350 | 0 | 0.0000 | 5495860 | 61.2202 | 8977205 |
| Jai Ambey Share Broking Ltd | AABCJ1111H | 1 | 1616670 | 0 | 0 | 1616670 | 1.4290 | 1616670 | 0 | 1616670 | 1.4290 | 0 | 1.4290 | 0 | 0.0000 | 0 | 0.0000 | 1616670 |
| Smc Share Brokers Ltd | AAACS0580Q | 1 | 225000 | 0 | 0 | 225000 | 0.1989 | 225000 | 0 | 225000 | 0.1989 | 0 | 0.1989 | 0 | 0.0000 | 0 | 0.0000 | 225000 |
| Sub Total (A)[1] | | 16 | 70204685 | 0 | 0 | 70204685 | 62.0542 | 70204685 | 0 | 70204685 | 62.0542 | 0 | 62.0542 | 0 | 0.0000 | 11313445 | 16.1149 | 70204685 |
| 2 Foreign | | | | | | | | | | | | | | | | | | |
| Individuals (Non-Resident Individuals / Foreign Individuals) | | 0 | 0 | 0 | 0 | 0 | 0.0000 | 0 | 0 | 0 | 0.0000 | 0 | 0.0000 | 0 | 0.0000 | 0 | 0.0000 | 0 |
| Government | | 0 | 0 | 0 | 0 | 0 | 0.0000 | 0 | 0 | 0 | 0.0000 | 0 | 0.0000 | 0 | 0.0000 | 0 | 0.0000 | 0 |
| Institutions | | 0 | 0 | 0 | 0 | 0 | 0.0000 | 0 | 0 | 0 | 0.0000 | 0 | 0.0000 | 0 | 0.0000 | 0 | 0.0000 | 0 |
| Foreign Portfolio Investor | | 0 | 0 | 0 | 0 | 0 | 0.0000 | 0 | 0 | 0 | 0.0000 | 0 | 0.0000 | 0 | 0.0000 | 0 | 0.0000 | 0 |
| Any Other (Specify) | | 0 | 0 | 0 | 0 | 0 | 0.0000 | 0 | 0 | 0 | 0.0000 | 0 | 0.0000 | 0 | 0.0000 | 0 | 0.0000 | 0 |
| Sub Total (A)[2] | | 0 | 0 | 0 | 0 | 0 | 0.0000 | 0 | 0 | 0 | 0.0000 | 0 | 0.0000 | 0 | 0.0000 | 0 | 0.0000 | 0 |
| Total Shareholding Of Promoter And Promoter Group (A) = (A)[1]+(A)[2] | | 16 | 70204685 | 0 | 0 | 70204685 | 62.0542 | 70204685 | 0 | 70204685 | 62.0542 | 0 | 62.0542 | 0 | 0.0000 | 11313445 | 16.1149 | 70204685 |

Details of Shares which remain unclaimed may be given hear along with details such as number of shareholders, outstanding shares held in demat/unclaimed suspense account, voting rights which are frozen etc.

Note:

(1) PAN would not be displayed on website of Stock Exchange(s)

(2) The term 'Encumbrance' has the same meaning as assigned under regulation 28(3) of SEBI (Substantial Acquisition of Shares and Takeovers) Regulations, 2011.

GENERATED ON :04/04/2020

NSDL : 31/03/2020

CDSL :31/03/2020



SMC Global Securities Limited


Table III - Statement showing shareholding pattern of the Public shareholder

| (I) | (II) | (III) | (IV) | (V) | (VI) | (VII) = (IV)+(V)+(VI) | (VIII) As a % of (A+B+C2) | Number of Voting Rights held in each class of securities | | | (IX) = Total as a % of (A+B+C) | (X) = No. of Shares Underlying & Outstanding convertible securities (including securities) | Number of Locked in shares | | Number of Shares pledged or otherwise encumbered | | (XIV) = Number of equity shares held in dematerialised form | | |
|---------------------------|---|------------|------|----------|------|-----------------------|---------------------------|--|-------------|-------|--------------------------------|--|----------------------------|--------------------------------|--|--------------------------------|---|----|----------|
| | | | | | | | | No of Voting Rights | | | | | No. (a) | As a % of total Shares held(b) | No. (a) | As a % of total Shares held(b) | | | |
| | | | | | | | | Class eg: X | Class eg: Y | Total | | | | | | | | | |
| 1 Institutions | | | | | | | | | | | | | | | | | | | |
| (a) | Mutual Fund | | 0 | 0 | 0 | 0 | 0.0000 | 0 | 0 | 0 | 0.0000 | 0 | 0.0000 | 0 | 0.0000 | NA | NA | 0 | |
| (b) | Venture Capital Funds | | 0 | 0 | 0 | 0 | 0.0000 | 0 | 0 | 0 | 0.0000 | 0 | 0.0000 | 0 | 0.0000 | NA | NA | 0 | |
| (c) | Alternate Investment Funds | | 0 | 0 | 0 | 0 | 0.0000 | 0 | 0 | 0 | 0.0000 | 0 | 0.0000 | 0 | 0.0000 | NA | NA | 0 | |
| (d) | Foreign Venture Capital Investors | | 0 | 0 | 0 | 0 | 0.0000 | 0 | 0 | 0 | 0.0000 | 0 | 0.0000 | 0 | 0.0000 | NA | NA | 0 | |
| (e) | Foreign Portfolio Investor | | 0 | 0 | 0 | 0 | 0.0000 | 0 | 0 | 0 | 0.0000 | 0 | 0.0000 | 0 | 0.0000 | NA | NA | 0 | |
| (f) | Financial Institutions / Banks | | 0 | 0 | 0 | 0 | 0.0000 | 0 | 0 | 0 | 0.0000 | 0 | 0.0000 | 0 | 0.0000 | NA | NA | 0 | |
| (g) | Insurance Companies | | 0 | 0 | 0 | 0 | 0.0000 | 0 | 0 | 0 | 0.0000 | 0 | 0.0000 | 0 | 0.0000 | NA | NA | 0 | |
| (h) | Provident Funds/ Pension Funds | | 0 | 0 | 0 | 0 | 0.0000 | 0 | 0 | 0 | 0.0000 | 0 | 0.0000 | 0 | 0.0000 | NA | NA | 0 | |
| (i) | Any Other (Specify) | | 0 | 0 | 0 | 0 | 0.0000 | 0 | 0 | 0 | 0.0000 | 0 | 0.0000 | 0 | 0.0000 | NA | NA | 0 | |
| | Sub Total (B)(1) | | 0 | 0 | 0 | 0 | 0.0000 | 0 | 0 | 0 | 0.0000 | 0 | 0.0000 | 0 | 0.0000 | NA | NA | 0 | |
| | Central Government/ State Government(s)/ President of India | | | | | | | | | | | | | | | | | | |
| | Sub Total (B)(2) | | 0 | 0 | 0 | 0 | 0.0000 | 0 | 0 | 0 | 0.0000 | 0 | 0.0000 | 0 | 0.0000 | NA | NA | 0 | |
| 3 Non-Institutions | | | | | | | | | | | | | | | | | | | |
| (a) | Individuals | | | 0 | 0 | | | | | | | | | | | NA | NA | | |
| | i. Individual shareholders holding nominal share capital up to Rs. 2 lakhs. | | 1322 | 3402052 | 0 | 0 | 3402052 | 3.0071 | 3402052 | 0 | 3402052 | 3.0071 | 0 | 3.0071 | 0 | 0.0000 | NA | NA | 2655402 |
| | ii. Individual shareholders holding nominal share capital in excess of Rs. 2 lakhs. | | 6 | 851460 | 0 | 0 | 851460 | 0.7536 | 851460 | 0 | 851460 | 0.7536 | 0 | 0.7536 | 0 | 0.0000 | NA | NA | 711460 |
| (b) | NBFCs registered with RBI | | 0 | 0 | 0 | 0 | 0.0000 | 0 | 0 | 0 | 0.0000 | 0 | 0.0000 | 0 | 0.0000 | NA | NA | 0 | |
| | Trust Employee | | 0 | 0 | 0 | 0 | 0.0000 | 0 | 0 | 0 | 0.0000 | 0 | 0.0000 | 0 | 0.0000 | NA | NA | 0 | |
| (d) | Overseas Depositories(holding DRs) (balancing figure) | | 0 | 0 | 0 | 0 | 0.0000 | 0 | 0 | 0 | 0.0000 | 0 | 0.0000 | 0 | 0.0000 | NA | NA | 0 | |
| (e) | Any Other (Specify) | | 102 | 38676253 | 0 | 0 | 38676253 | 34.1861 | 38676253 | 0 | 38676253 | 34.1861 | 0 | 34.1861 | 0 | 0.0000 | NA | NA | 27029693 |
| | Hindu Undivided Family | | 60 | 533350 | 0 | 0 | 533350 | 0.4714 | 533350 | 0 | 533350 | 0.4714 | 0 | 0.4714 | 0 | 0.0000 | NA | NA | 533350 |
| | Foreign Companies | | 3 | 19965280 | 0 | 0 | 19965280 | 17.6474 | 19965280 | 0 | 19965280 | 17.6474 | 0 | 17.6474 | 0 | 0.0000 | NA | NA | 8354720 |
| | Sanlam International Investment Millennium Investment And Acquisition Co Inc | AAMCS8714Q | 1 | 9460590 | 0 | 0 | 9460590 | 8.3623 | 9460590 | 0 | 9460590 | 8.3623 | 0 | 8.3623 | 0 | 0.0000 | NA | NA | 5783720 |
| | Cresta Fund Ltd | AAFCM3367C | 1 | 9104690 | 0 | 0 | 9104690 | 8.0477 | 9104690 | 0 | 9104690 | 8.0477 | 0 | 8.0477 | 0 | 0.0000 | NA | NA | 1171000 |
| | Non Resident Indians (Repeat) | AADCC2634A | 1 | 1400000 | 0 | 0 | 1400000 | 1.2375 | 1400000 | 0 | 1400000 | 1.2375 | 0 | 1.2375 | 0 | 0.0000 | NA | NA | 1400000 |
| | Bodies Corporate | | 1 | 350000 | 0 | 0 | 350000 | 0.3094 | 350000 | 0 | 350000 | 0.3094 | 0 | 0.3094 | 0 | 0.0000 | NA | NA | 350000 |
| | Signature Global (India) Pvt Limited | AACCR3807M | 38 | 17827623 | 0 | 0 | 17827623 | 15.7579 | 17827623 | 0 | 17827623 | 15.7579 | 0 | 15.7579 | 0 | 0.0000 | NA | NA | 17791623 |
| | Bennett, Coleman And Company Limited | AAACB4373Q | 1 | 8865885 | 0 | 0 | 8865885 | 7.8366 | 8865885 | 0 | 8865885 | 7.8366 | 0 | 7.8366 | 0 | 0.0000 | NA | NA | 8865885 |
| | Agbros Polymers Lip | ABGFA1194G | 1 | 4335390 | 0 | 0 | 4335390 | 3.8321 | 4335390 | 0 | 4335390 | 3.8321 | 0 | 3.8321 | 0 | 0.0000 | NA | NA | 4335390 |
| | Signature Global Securities Private Limited | AAACM0341H | 1 | 1573340 | 0 | 0 | 1573340 | 1.3907 | 1573340 | 0 | 1573340 | 1.3907 | 0 | 1.3907 | 0 | 0.0000 | NA | NA | 1573340 |
| | Sub Total (B)(3) | | 1430 | 42929765 | 0 | 0 | 42929765 | 37.9458 | 42929765 | 0 | 42929765 | 37.9458 | 0 | 37.9458 | 0 | 0.0000 | NA | NA | 30396555 |
| | Total Public Shareholding (B) = (B)(1)+(B)(2)+(B)(3) | | 1430 | 42929765 | 0 | 0 | 42929765 | 37.9458 | 42929765 | 0 | 42929765 | 37.9458 | 0 | 37.9458 | 0 | 0.0000 | NA | NA | 30396555 |

Details of the shareholders acting as persons in Concert including their Shareholding (No. and %):

Details of Shares which remain unclaimed may be given hear along with details such as number of shareholders, outstanding shares held in demat/unclaimed suspense account, voting rights which are frozen etc.

| No. of shareholders | No. of Shares |
|---------------------|---------------|
| 0 | 0 |



Note
(1) P&H would not be displayed on website of Stock Exchange(s)
(2) The above names need to be disclosed along with the name of following persons/institutions/Non-institutions holding more than 1% of total number of shares
(3) If > 1 the information pertaining to Depository Receipts, the same may be disclosed in the respective columns to the extent information available and the balance to be disclosed as held by custodian

GENERATED ON 04/04/2020 NAIN 21/04/2020 CDSI 01/04/2020



SMC Global Securities Limited

Table IV - Statement showing shareholding pattern of the Non Promoter- Non Public shareholder

| Category & Name of the shareholders | PAN | Nos. of share holders | No. of fully paid up equity shares held | Partly paid up equity shares held | No. of shares underlying Depository Receipts | Total nos. shares held | Shareholding % calculated as per SCRR, 1957 As a % of (A+B+C2) | Number of Voting Rights held in each class of securities | | | No. of Shares Underlying Outstanding convertible securities (including Warrants) | Shareholding, as a % assuming full conversion of convertible securities (as a percentage of (A+B+C2)) | Number of Locked in shares | | Number of Shares pledged or otherwise encumbered | | Number of equity shares held in dematerialised form | |
|---|------|-----------------------|---|-----------------------------------|--|------------------------|--|--|-------------|-------|--|---|----------------------------|---------|--|---------|---|--------------------------------|
| | | | | | | | | No of Voting Rights | | | | | Total as a % of (A+B+C) | No. (a) | As a % of total Shares held(b) | No. (a) | | As a % of total Shares held(b) |
| | | | | | | | | Class eg: X | Class eg: y | Total | | | | | | | | |
| (I) | (II) | (III) | (IV) | (V) | (VI) | (VII) + (IV)+(V)+ (VI) | (VIII) As a % of (A+B+C2) | (IX) | | | (X) | (XI) = (VII)+(X) As a % of (A+B+C2) | (XII) | (XIII) | | (XIV) | | |
| 1 Custodian/DR Holder | | 0 | 0 | 0 | 0 | 0 | 0.0000 | 0 | 0 | 0 | 0.0000 | 0 | 0.0000 | 0 | 0.0000 | NA | NA | 0 |
| Employee Benefit Trust (under SEBI (Share based Employee Benefits) Regulations, 2014) | | 0 | 0 | 0 | 0 | 0 | 0.0000 | 0 | 0 | 0 | 0.0000 | 0 | 0.0000 | 0 | 0.0000 | NA | NA | 0 |
| Total Non-Promoter- Non Public Shareholding (C) = (C1)+(C2) | | 0 | 0 | 0 | 0 | 0 | 0.0000 | 0 | 0 | 0 | 0.0000 | 0 | 0.0000 | 0 | 0.0000 | NA | NA | 0 |

Note:

(1) PAN would not be displayed on website of Stock Exchange(s).

(2) The above format needs to disclose name of all holders holding more than 1% of total number of shares

(3) W.r.t. the information pertaining to Depository Receipts, the same may be disclosed in the respective columns to the extent information available

GENERATED ON :04/04/2020

NSDL : 31/03/2020

CDSC : 31/03/2020

