



Moneywise. Be wise.

SMC GLOBAL SECURITIES LIMITED

Member: NSE • BSE • MSE • NCDEX • ICEX • MCX

Clearing & Trading Member : Cash, F&O, Currency, Debt & Commodity

SEBI Regn. No. : INZ 000199438 • Research Analyst No. : INH100001849 • Investment Adviser No. : INA100012491

Regd. Office : 11/6B, Shanti Chamber, Pusa Road, New Delhi-110005

Ph : +91-11-30111000, 40753333 Fax : +91-11-25754365 • CIN No. : L74899DL1994PLC063609

E-mail : smc@smcindiaonline.com Website : www.smcindiaonline.com

Date: November 8, 2021

To,

Listing Operations BSE Limited, P J Towers, Dalal Street, Mumbai -400001, India Scrip Code: 543263	Listing Department National Stock Exchange of India Limited Exchange Plaza, C-1, Block G, Bandra Kurla Complex, Bandra (E) Mumbai - 400051 Symbol: SMCGLOBAL
--	--

Sub:- Outcome of the Board Meeting held on Monday, the 08th the day of November, 2021 at the registered office of the Company which was scheduled at 5:30 P.M. and concluded at 6:30 P.M.

Dear Sir(s),

This is with reference to Regulation 30 read with Para A of Part A of Schedule III and Regulation 33(3) of SEBI (Listing Obligations and Disclosure Requirements) Regulations, 2015, it is hereby informed that the Board of Directors of the Company at its meeting held today i.e., November 8, 2021, at the registered office of the Company, inter-alia, approved the following for the quarter and half year ended on 30th September, 2021:

1. Un-audited Financial Results (Standalone as well as Consolidated) accompanied with the limited review report issued by the Statutory Auditors.
2. Statement of Assets & Liabilities (Standalone as well as Consolidated).
3. Statement of Cash Flows (Standalone as well as Consolidated)
4. Declaration of Interim Dividend of 60% on the face value of equity shares of the Company for FY 2021-22 to the shareholders of the Company whose names shall appear in the Company's Registrar of Members as at the end of business hours on the record date i.e. 16th November, 2021.

The above mentioned documents are annexed herewith and will also be available on the Company's website <https://smcindiaonline.com> in the Investors Corner.

Further, it is informed that pursuant to the provisions of SEBI (Prohibition of Insider Trading) Regulations, 2015, the trading window for dealing in the shares of the Company which was closed from 1st October, 2021 shall reopen after the expiry of 48 hours of submitting the financial results of the Company for the quarter and half year ended 30th September, 2021 to the Stock Exchanges.

This is for your information and record.

Thanking you,
For SMC Global Securities Limited

Suman Kumar

E.V.P. (Corporate Affairs), Company Secretary & Compliance Officer
(Membership No. F5824)

MUMBAI OFFICE : A Wing, 401/402, Lotus Corporate Park, Graham Firth Steel Compound, Off Western Express Highway, Jay Coach Signal, Goregaon East
Mumbai-400063 Ph : +91-22-67341600, 66481818 Fax : +91-22-67341697 E-mail : smcmumbai@smcindiaonline.com

KOLKATA OFFICE: 18, Rabindra Sarani, Poddar Court, Gate No. 4, 5th Floor, Kolkata - 700001 Ph : +91-33-66127000 Fax : +91-33-66127004
E-mail : smckolkata@smcindiaonline.com





R. GOPAL & ASSOCIATES

CHARTERED ACCOUNTANTS

G-1, Ground Floor, South Extension-II, New Delhi-110049

Ph. : 011-41649623, 41649624, 41649625, 41649626

Independent Auditor's Review Report on the Quarterly and year to date Unaudited Standalone Financial Results of the Company Pursuant to the Regulation 33 of the SEBI (Listing Obligations and Disclosure Requirements) Regulations, 2015 as amended.

Review Report to
The Board of Directors
SMC Global Securities Limited

1. We have reviewed the accompanying statement of unaudited standalone financial results of SMC Global Securities Limited for the quarter ended 30th September, 2021 and year to date from April 01, 2021 to September 30, 2021 ("the Statement") attached herewith, being submitted by the company pursuant to the requirements of Regulation 33 of the SEBI (Listing Obligations and Disclosure Requirements) Regulations, 2015, as amended ("the listing regulations").
2. This statement, is the responsibility of the Company's Management and has been approved by the Board of Directors, has been prepared in accordance with the recognition and measurement principles laid down in Indian Accounting Standards 34, (Ind AS 34) "Interim Financial Reporting" prescribed under Section 133 of the companies Act, 2013 as amended, read with relevant rules issued thereunder and other accounting principles generally accepted in India read with the Circular. Our responsibility is to express a conclusion on the statement based on our review.
3. We conducted our review of the Statement in accordance with the Standard on Review Engagements (SRE) 2410, "Review of Interim Financial Information Performed by the Independent Auditor of the Entity" issued by the Institute of Chartered Accountants of India. This standard requires that we plan and perform the review to obtain moderate assurance as to whether the Statement is free of material misstatement. A review of interim financial information consists of making inquiries, primarily of persons responsible for financial and accounting matters, and applying analytical and other review procedures. A review is substantially less in scope than an audit conducted in accordance with Standards on Auditing and consequently does not enable us to obtain assurance that we would become aware of all significant matters that might be identified in an audit. Accordingly, we do not express an audit opinion.
4. Based on our review conducted as above, nothing has come to our attention that causes us to believe that the accompanying Statement, prepared in accordance with the recognition and measurement principles laid down in the aforesaid Indian Accounting Standards ('Ind AS') specified under Section 133 of the Companies Act, 2013 as amended, read with relevant rules issued there under and other accounting principles generally accepted in India, has not disclosed the information required to be disclosed in terms of the Listing Regulations, including the manner in which it is to be disclosed, or that it contains any material misstatement.

For R Gopal & Associates
Chartered Accountants
Firm Registration No.:000846C



Vikash Aggarwal
Partner

Membership No. 519574

UDIN: 21519574 AAAAGD2638

Place: New Delhi

Date: 8th November 2021





SMC GLOBAL SECURITIES LIMITED
STANDALONE STATEMENT OF ASSETS AND LIABILITIES


Particulars	₹ in Lakhs)	
	As at September 30, 2021 (Unaudited)	As at March 31, 2021 (Audited)
Assets		
Financial assets		
Cash and cash equivalents	4,490.60	2,753.22
Other bank balance	1,16,510.18	1,00,853.46
Receivables		
Trade receivables	28,605.69	22,053.20
Other Receivable	601.10	450.00
Loans	2,717.04	1,282.61
Investments	54,835.23	48,407.13
Other financial assets	10,641.02	8,322.27
Non-financial assets		
Inventories	341.17	1,317.48
Current tax assets (net)	1,613.21	1,626.09
Deferred tax assets (net)	366.10	795.49
Property, plant and equipment	2,138.05	2,095.10
Right to use - Lease	2,632.21	2,636.42
Other intangible assets	94.47	83.32
Intangible work-in-progress	23.00	-
Other non-financial assets	1,484.44	1,372.95
Total assets	2,27,093.51	1,94,048.74
Liabilities and equity		
Liabilities		
Financial liabilities		
Payables		
Trade payables		
- to micro and small enterprises	-	-
- to other than micro and small enterprises	62,433.52	37,638.69
Other payables		
- to micro and small enterprises	-	-
- to other than micro and small enterprises	212.15	148.87
Lease Liabilities	2,524.18	2,466.03
Debt Securities	-	-
Borrowings	6,286.24	23,811.84
Other financial liabilities	77,779.39	60,711.93
Non-financial liabilities		
Current tax liabilities (net)	345.43	-
Provisions	1,393.96	1,281.34
Other non-financial liabilities	892.19	842.92
Equity		
Equity share capital	2,262.69	2,262.69
Other equity	72,963.76	64,884.43
Total liabilities and equity	2,27,093.51	1,94,048.74

For and on Behalf of the Board

Place : New Delhi
Date : November 8, 2021


S.C. Aggarwal
(Chairman & Managing Director)
(DIN : 00003267)


Mahesh C. Gupta
(Vice Chairman & Managing Director)
(DIN : 00003082)


Vinod Kumar Jamar
(President & Group CFO)

SMC GLOBAL SECURITIES LIMITED
STANDALONE STATEMENT OF CASH FLOWS

Particulars	(₹ in Lakhs)	
	For the period ended September 30, 2021 (Unaudited)	For the period ended September 30, 2020 (Unaudited)
Cash flows from operating activities:		
Profit after tax	5,844.46	2,318.68
Adjustments to reconcile net profit to net cash provided by operating activities:		
Tax expense	1,582.30	1,417.02
Depreciation, amortization and impairment	287.13	283.80
Depreciation on lease assets	381.84	219.91
Interest expense	1,484.83	1,104.33
Finance charges on lease	120.90	87.96
Dividend income	(753.09)	(252.22)
Interest income other than from revenue from operation	(203.69)	(317.21)
Allowance for impairment of trade receivables	19.37	194.98
Allowance for impairment of loans	53.67	(0.96)
Allowance for impairment of deposits	-	(0.18)
Allowance for impairment of other financial asset	-	0.40
Rent income	(102.91)	(62.12)
Net loss/profit on derecognition of property, plant and equipment	(2.66)	(35.94)
Net gain/loss on the investments	(661.73)	70.63
Exchange difference on conversion of foreign currency monetary items	(1.66)	3.52
Operating profit before working capital changes	8,048.76	5,032.60
Changes in assets and liabilities		
Other bank balances	(15,656.72)	(48,380.08)
Trade receivables	(6,571.86)	3,074.55
Other receivables	(151.10)	90.89
Loans	(1,488.10)	(2,017.44)
Inventories	976.31	(628.04)
Investments carried at fair value through profit and loss	(803.31)	(3,830.54)
Other financial assets	(2,318.74)	5,012.73
Other non-financial assets	8.35	201.53
Trade payables	24,794.84	5,556.42
Other payables	63.27	(24.12)
Other financial liabilities	17,084.29	18,185.43
Other non-financial liabilities	34.68	272.94
Provisions	282.12	228.74
Cash generated / (used in) from operations	24,302.79	(17,224.39)
Income taxes paid (net of refund)	(1,428.62)	(577.20)
Net cash generated / (used in) from operating activities (A)	22,874.17	(17,801.59)
Cash flows from investing activities:		
Purchase of property, plant and equipment including intangible assets	(364.33)	(153.19)
Sale of property, plant and equipment including intangible assets	2.76	82.49
Addition to right to use - lease asset	(377.63)	34.65
Interest received	203.69	317.21
Dividend received	633.24	26.37
Rent received	102.91	62.12
Payments to acquire financial assets		
Equity instruments	(3,524.67)	(623.79)
Equity instruments of subsidiary	(350.00)	(350.00)
Preference instrument of subsidiary	-	-
Debt instrument	(2,253.00)	-
Mutual funds	(77.44)	-
Proceeds on sale of financial assets		
Equity instruments	2,243.61	528.10
Debt instrument	2,494.00	1,836.00
Mutual funds	108.91	89.82
Net cash (used in) / generated from investing activities (B)	(1,157.95)	1,849.78

[Handwritten signature]

[Handwritten mark]

[Handwritten signature]

Particulars	For the period ended	
	September 30, 2021	September 30, 2020
	(Unaudited)	(Unaudited)
Cash flows from financing activities:		
Payment of dividends (net of unclaimed dividend)	(890.48)	(254.77)
Addition to lease liabilities	376.01	425.64
Repayment of lease liabilities	(438.76)	(693.27)
Payment of interest	(1,501.67)	(1,080.31)
Proceeds / (repayment) from borrowings (net)	(17,525.60)	5,013.31
Proceeds / (repayment) from debt securities (net)	-	(366.18)
Net cash (used in) / generated from financing activities	(C)	3,044.42
Net increase in cash and cash equivalents	(A+B+C)	€ 12,907.39
Effect of change in exchange rate on foreign operations and foreign currency monetary items	1.66	(3.52)
Cash and cash equivalents at the beginning of the year	2,753.22	16,702.31
Cash and cash equivalents at the end of the year (refer note 2)	4,490.60	3,791.40

Notes :

1. The above statement of cash flows has been prepared under the "Indirect Method" as set out in Ind AS - 7 notified u/s 133 of the Companies Act, 2013.
2. Interest expense includes other borrowing cost.
3. Figures in brackets indicate cash outflow.

Place : New Delhi
Date : November 8, 2021

S.C. Aggarwal
(Chairman &
Managing Director)
(DIN : 00003267)

Mahesh C. Gupta
(Vice Chairman &
Managing Director)
(DIN : 00003082)

For and on Behalf of the Board
Vinod Kumar Jamar
(President & Group CFO)



R. GOPAL & ASSOCIATES

CHARTERED ACCOUNTANTS

G-1, Ground Floor, South Extension-II, New Delhi-110049
Ph. : 011-41649623, 41649624, 41649625, 41649626

Independent Auditor's Review Report on the Quarterly and year to date Unaudited Consolidated Financial Results of the Company Pursuant to the Regulation 33 of the SEBI (Listing Obligations and Disclosure Requirements) Regulations, 2015 as amended.

Review Report to
The Board of Directors
SMC Global Securities Limited

1. We have reviewed the accompanying statement of unaudited consolidated financial results of SMC Global Securities Limited ("the Parent"), its subsidiaries (together referred to as "the Group") and its share of net profit after tax of its joint venture for the quarter ended 30th September, 2021 and year to date from April 01, 2021 to September 30, 2021 ("the Statement") attached herewith, being submitted by the Parent pursuant to the requirements of Regulation 33 of the SEBI (Listing Obligations and Disclosure Requirements) Regulations, 2015, as amended ("the listing regulations").
2. This statement, is the responsibility of the Parent's Management and has been approved by the Parent's Board of Directors, has been prepared in accordance with the recognition and measurement principles laid down in Indian Accounting Standards 34, (Ind AS 34) "Interim Financial Reporting" prescribed under Section 133 of the companies Act, 2013 as amended, read with relevant rules issued there under and other accounting principles generally accepted in India read with the Circular. Our responsibility is to express a conclusion on the statement based on our view.
3. We conducted our review of the Statement in accordance with the Standard on Review Engagements (SRE) 2410, "Review of Interim Financial Information Performed by the Independent Auditor of the Entity" issued by the Institute of Chartered Accountants of India. This standard requires that we plan and perform the review to obtain moderate assurance as to whether the Statement is free of material misstatement. A review of interim financial information consists of making inquiries, primarily of persons responsible for financial and accounting matters, and applying analytical and other review procedures. A review is substantially less in scope than an audit conducted in accordance with Standards on Auditing and consequently does not enable us to obtain assurance that we would become aware of all significant matters that might be identified in an audit. Accordingly, we do not express an audit opinion.

We also performed procedures in accordance with the Circular No. CIR/CFD/CMDI/44/2019 dated March 29, 2019 issued by the Securities and Exchange Board of India under Regulation 33(8) of the SEBI (Listing Obligation and Disclosure Requirement) Regulations, 2015 as amended, to the extent applicable.

4. The Statements includes the results of the following entities:-

List of subsidiaries

SMC Comtrade Limited, Moneywise Financial Services Private Limited, SMC Insurance Brokers Private Limited, SMC Comex International DMCC, SMC Capitals Limited, SMC Real Estate Advisors Private Limited, Moneywise Finvest Limited, SMC Investment and Advisors Limited, SMC Global IFSC Private Limited, SMC Global USA Inc and Qnance Research Capital LLP.

Joint Venture


SMC & IM Capitals Investment Managers LLP



Office at : Kolkata • Jamshedpur • Bhubaneswar • Rourkela • Ranchi
Website : www.rgopal.in, Email : sunilrga@gmail.com,
vikashrga@gmail.com, sunil@rgopal.in

5. The accompanying statement includes the financial results / statements and other financial information, in respect of :-
- I. One subsidiary whose financial statements reflect the total assets of Rs 8,400.70 lakhs as at September 30, 2021, total revenue of Rs 6,536.90 lakhs and Rs 11,581.72 lakhs, net profit after tax of Rs 235.62 lakhs and Rs (144.17) lakhs and total comprehensive income Rs. 255.72 lakhs and Rs 190.24 lakhs for the quarter ended September 30, 2021 and for the Period April 01, 2021 to September 30, 2021 respectively, as considered in the statement which has been reviewed by us.
 - II. We did not review the financial statements of 9 Subsidiaries and 1 Joint venture in the consolidated financial results, whose interim financial statements reflect the total assets of Rs 86,139.92 lakhs as at September 30, 2021, total revenue of Rs 4,686.93 lakhs and Rs 9,113.19 lakhs, net profit after tax of Rs 706.53 lakhs and Rs 1,651.61 lakhs and total comprehensive income Rs. 649.91 lakhs and Rs 1,668.80 lakhs for the quarter ended September 30, 2021 and for the Period April 01, 2021 to September 30, 2021 respectively and the interim financial result of 1 joint venture which reflect group share of net loss of Rs (0.03) lacs for the quarter ended September 30, 2021 and Rs (0.07) for the Period April 01, 2021 to September 30, 2021. These Interim Financial Statements and other financial information have been reviewed by other auditors whose report have been furnished to us by the management, and our opinion on the consolidated financial results, to the extent they have been derived from such interim financial statements is based solely on the report of such auditors. Our review report is not modified in respect of this matter.
 - III. The consolidated financial result includes the interim financial result of 1 subsidiary which has not been reviewed by their auditor, whose interim financial results reflect total assets of Rs 70.05 lakhs as at September 30, 2021, total revenue of Rs. Nil and Nil, total net profit after tax of Rs. Nil and Nil and total comprehensive income / (loss) Rs 0.12 lakhs and Rs (0.95) lakhs for the quarter ended September 30, 2021 and for the Period April 01, 2021 to September 30, 2021 respectively. These financial statements have been certified by the management and have been furnished to us and in our opinion insofar as it relates to the amount included in respect of subsidiary is based solely on such interim financial results as certified by the management. Our review report is not modified in respect of this matter.
6. Based on our review conducted and procedures performed as stated in Paragraph 3 above and based on the consideration of the review reports of other auditors and certified by the managements referred to in paragraph 5(II) & 5(III) above, nothing has come to our attention that causes us to believe that the accompanying Statement, prepared in accordance with recognition and measurement principles laid down in the aforesaid Indian Accounting Standard specified under Section 133 of the Companies Act 2013 as amended, read with relevant rules issued there under and other accounting principles generally accepted in India, has not disclosed the information required to be disclosed in terms of the regulation, read with the Circular, including the manner in which it is to be disclosed, or that it contains any material misstatement.


For R Gopal & Associates
Chartered Accountants
Firm Registration No.:000846C


Vikash Aggarwal

Partner

Membership No. 519574

UDIN: 21519574AAAAG56962



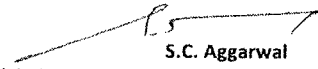
Place : New Delhi


Date : 08th November 2021


SMC GLOBAL SECURITIES LIMITED
CONSOLIDATED STATEMENT OF ASSETS AND LIABILITIES

Particulars	(₹ in Lakhs)	
	As at September 30, 2021 (Unaudited)	As at March 31, 2021 (Audited)
Assets		
Financial assets		
Cash and cash equivalents	6,068.07	4,456.27
Other bank balance	1,21,397.28	1,04,742.35
Receivables		
Trade receivables	36,176.49	28,786.21
Other Receivable	784.58	596.79
Loans	55,380.98	57,212.52
Investments	19,452.88	11,708.89
Other financial assets	16,469.36	15,488.41
Non-financial assets		
Inventories	514.02	1,318.06
Current tax assets (net)	2,974.62	2,238.03
Deferred tax assets (net)	2,304.54	3,170.45
Assets held for sale	442.46	240.76
Property, plant and equipment	2,696.95	2,681.32
Capital work - in - progress	4.75	-
Right to use - Lease	3,442.06	3,504.59
Other intangible assets	160.46	168.46
Intangible work-in-progress	52.33	5.80
Other non-financial assets	2,887.73	2,417.86
Total assets	2,71,209.56	2,38,736.77
Liabilities and equity		
Liabilities		
Financial liabilities		
Payables		
Trade payables		
- to micro and small enterprises	2.46	52.02
- to other than micro and small enterprises	64,617.97	41,852.48
Other payables		
- to micro and small enterprises		
- to other than micro and small enterprises	293.17	1,003.28
Lease Liabilities	3,398.24	3,384.40
Debt Securities	7,875.00	7,826.00
Borrowings	19,736.03	38,008.76
Other financial liabilities	84,043.38	64,989.56
Non-financial liabilities		
Current tax liabilities (net)	447.97	146.13
Provisions	2,462.09	2,338.54
Other non-financial liabilities	1,654.13	1,702.38
Equity		
Equity share capital	2,262.69	2,262.69
Other equity	84,267.51	75,008.19
Non-controlling interest	148.92	162.34
Total liabilities and equity	2,71,209.56	2,38,736.77

Place : New Delhi
Date : November 8, 2021


S.C. Aggarwal
(Chairman & Managing Director)
(DIN : 00003267)


Mahesh C. Gupta
(Vice Chairman & Managing Director)
(DIN : 00003082)

For and on Behalf of the Board

Vinod Kumar Jamar
(President & Group CFO)

SMC GLOBAL SECURITIES LIMITED
CONSOLIDATED STATEMENT OF CASH FLOWS

Particulars	(₹ in Lakhs)	
	For the period ended September 30, 2021 (Unaudited)	For the period ended September 30, 2020 (Unaudited)
Cash flow from operating activities:		
Profit after tax	6,678.36	4,656.46
Adjustments to reconcile net profit to net cash provided by operating activities:		
Tax expense	2,108.02	1,873.37
Depreciation, amortization and impairment	443.97	426.05
Depreciation on lease assets	488.26	373.29
Interest expense	2,448.38	1,756.68
Finance charges on lease	163.96	138.39
Dividend income	(26.16)	(9.91)
Interest income other than financing business	(151.99)	(75.38)
Allowance for impairment of trade receivables	38.27	303.74
Allowance for impairment of loans	921.32	714.73
Allowance for impairment of deposits	-	0.22
Net loss/(profit) on derecognition of property, plant and equipment	(2.05)	(36.99)
Net gain on the derecognition of investment	(418.36)	(10.98)
Exchange difference on conversion of foreign currency monetary items	(1.66)	(0.52)
Operating profit before working capital changes	12,690.32	10,109.15
Changes in assets and liabilities		
Other bank balances	(16,654.93)	(49,397.18)
Trade receivables	(7,428.55)	3,160.60
Other receivables	(187.79)	64.81
Loans	910.22	(1,959.25)
Investment carried at fair value through profit and loss	(2,171.82)	(3,710.70)
Security receipts of trust held under securitisation business	307.43	364.26
Inventories	804.04	(628.04)
Other financial assets	(980.95)	6,326.53
Other non-financial assets	(36.97)	188.11
Trade payables	22,715.93	2,832.95
Other payables	(710.11)	(438.89)
Other financial liabilities	19,149.98	10,551.25
Other non-financial liabilities	(62.84)	42.44
Provisions	370.53	353.79
Cash generated from operations	28,714.49	(22,140.17)
Income taxes paid (net of refund)	(2,355.85)	(164.77)
Net cash generated / (used in) by operating activities	26,358.64	(22,304.94)
	(A)	
Cash flow from investing activities:		
Expenditure on property, plant and equipment, intangible assets and WIP	(510.84)	(384.39)
Sale proceeds on property, plant and equipment, intangible assets and WIP	10.02	270.11
Addition/(deletion) to right to use - lease asset	(425.74)	264.73
Interest received	151.99	75.38
Dividend received	(406.74)	9.91
Acquisition of assets held for sale	(201.70)	-
Change in investment in joint venture	0.07	0.01
Payments to acquire financial assets		
Equity instruments	(5,938.42)	(771.80)
Mutual funds	(77.44)	-
Proceeds on sale of financial assets		
Equity instruments	4,311.19	766.23
Mutual funds	108.91	89.82
Net cash (used in) / generated Investing activities	(2,978.70)	320.00
	(B)	

/s/ T.

al

Q




Particulars	For the period ended	
	September 30, 2021	September 30, 2020
	(Unaudited)	(Unaudited)
Cash flow from financing activities:		
Payment of dividend	(890.48)	-
Payment of interest	(2,544.55)	(1,687.49)
Addition / (repayment) to lease liabilities (net)	(150.10)	(677.49)
(Repayment)/Proceeds from borrowings (net)	(18,272.73)	5,251.43
Proceeds from debt securities	49.00	2,365.82
Net cash (used in) / generated from financing activities	(C)	5,252.27
Net increase / (decrease) in cash and cash equivalents	(A+B+C)	(16,732.67)
Effect of change in exchange rate on foreign operations and foreign currency monetary items	50.66	(93.56)
Adjustment on account of change in minority interest	(9.94)	-
Cash and cash equivalents at the beginning of the year	4,456.27	23,302.88
Cash and cash equivalents at the end of the period	6,068.07	6,476.65

Note :

1. The above statement of cash flows has been prepared under the "Indirect Method" as set out in Ind AS - 7 notified u/s 133 of the Companies Act, 2013.
2. Interest expense includes other borrowing cost.
3. Figures in brackets indicate cash outflow.

Place : New Delhi
Date : November 8, 2021

For and on Behalf of the Board

 S.C. Aggarwal (Chairman & Managing Director) (DIN : 00003267)	 Mahesh C. Gupta (Vice Chairman & (President & Group CFO) Managing Director) (DIN : 00003082)	 Vinod Kumar Jamar (President & Group CFO)
---	---	--

SMC GLOBAL SECURITIES LIMITED
CIN : L74899DL1994PLC063609
REGD. OFFICE: 11/6-B, Shanti Chamber, Pusa Road, New Delhi-110005
Statement of consolidated / standalone unaudited results for the quarter and period ended September 30, 2021

Sr. No.	Particulars	Consolidated						Standalone					
		Quarter Ended			Period Ended			Quarter Ended			Period Ended		
		September 30, 2021 (Unaudited)	June 30, 2021 (Unaudited)	September 30, 2020 (Unaudited)	September 30, 2021 (Unaudited)	September 30, 2020 (Unaudited)	March 31, 2021 (Audited)	September 30, 2021 (Unaudited)	June 30, 2021 (Unaudited)	September 30, 2020 (Unaudited)	September 30, 2021 (Unaudited)	September 30, 2020 (Unaudited)	March 31, 2021 (Audited)
1	Income												
	(A) Revenue from operations												
	Fee and commission income	16,692.52	14,029.39	13,175.33	30,721.91	24,016.99	56,185.78	9,390.97	8,502.51	7,254.57	17,893.48	13,659.15	29,087.00
	Interest income	4,688.02	4,561.26	3,576.38	9,249.28	6,663.51	15,201.40	2,600.71	2,328.03	1,716.74	4,928.74	3,006.88	7,028.89
	Dividend Income	124.17	28.95	8.72	153.12	9.91	821.34	124.15	28.94	8.70	153.09	9.89	821.31
	Net gain on proprietary trading	5,005.64	4,454.12	4,436.00	9,459.76	8,983.72	17,085.88	3,902.12	3,180.72	3,130.27	7,082.84	6,033.01	12,360.44
	Total revenue from operations	26,510.35	23,073.72	21,196.43	49,584.07	39,674.13	89,294.40	16,017.95	14,040.20	12,110.28	30,058.15	22,708.93	49,297.64
	(B) Other Income	883.55	181.37	246.96	1,064.92	514.85	864.52	1,475.42	371.76	527.02	1,847.18	962.97	2,157.57
	Total revenue (1A+1B)	27,393.90	23,255.09	21,443.39	50,648.99	40,188.98	90,158.92	17,493.37	14,411.96	12,637.30	31,905.33	23,671.90	51,455.21
2	Expenses												
	(A) Fees and commission expense	13,094.90	11,190.18	10,535.22	24,285.08	18,655.63	44,576.64	7,137.20	6,507.34	5,781.46	13,644.54	10,728.29	22,648.79
	(B) Employee benefits expenses	5,004.54	4,848.35	4,312.94	9,852.89	8,657.39	17,649.09	3,384.50	3,221.17	2,796.68	6,605.67	5,333.73	10,898.10
	(C) Finance cost	1,376.06	1,236.28	1,024.20	2,612.34	1,775.09	4,235.90	846.75	758.99	676.69	1,605.74	1,192.29	2,800.75
	(D) Depreciation and amortisation expenses	471.74	460.49	421.48	932.23	799.34	1,797.93	337.63	331.34	269.21	668.97	503.71	1,181.53
	(E) Impairment on financial instruments	634.89	348.20	458.20	983.09	1,018.70	2,605.30	69.70	3.34	250.04	73.04	194.23	259.91
	(F) Other expenses	1,625.48	1,571.43	1,606.36	3,196.91	2,752.99	5,774.09	1,020.36	860.25	1,164.46	1,880.61	1,983.95	3,784.48
	Total expenses (2A+2B+2C+2D+2E+2F)	22,207.61	19,654.93	18,358.40	41,862.54	33,659.14	76,638.95	12,796.14	11,682.43	10,938.54	24,478.57	19,936.20	41,573.56
3	Profit before share of profit/(loss) of joint venture and tax (1-2)	5,186.29	3,600.16	3,084.99	8,785.45	6,529.84	13,519.97	4,697.23	2,729.53	1,698.76	7,426.76	3,735.70	9,881.65
4	Share of (loss) in joint venture	(0.03)	(0.04)	-	(0.07)	(0.01)	73.32	-	-	-	-	-	-
5	Profit before exceptional items and tax (3+4)	5,186.26	3,600.12	3,084.99	8,786.38	6,529.83	13,593.29	4,697.23	2,729.53	1,698.76	7,426.76	3,735.70	9,881.65
6	Exceptional items	-	-	-	-	-	-	-	-	-	-	-	-
7	Profit before tax (5-6)	5,186.26	3,600.12	3,084.99	8,786.38	6,529.83	13,593.29	4,697.23	2,729.53	1,698.76	7,426.76	3,735.70	9,881.65
8	Tax expense / (credit)												
	(A) Current tax	1,030.79	894.59	794.53	1,925.38	1,658.98	3,020.75	1,035.33	751.59	455.86	1,786.92	1,115.03	2,030.31
	(B) Deferred tax / (credit)	99.31	83.33	85.00	182.64	214.39	565.10	(126.13)	(78.49)	165.99	(204.62)	301.99	837.43
	Total tax expenses / (credit)	1,130.10	977.92	879.53	2,108.02	1,873.37	3,585.85	909.20	673.10	621.85	1,582.30	1,417.02	2,867.74
9	Profit after tax (7-8)	4,056.16	2,622.20	2,205.46	6,678.36	4,656.46	10,007.44	3,788.03	2,056.43	1,076.91	5,844.46	2,318.68	7,013.91
10	Other comprehensive income												
	(A) Items that will not be reclassified subsequently to profit or (loss)												
	Remeasurement of the net defined benefit liability / asset	124.01	124.01	(72.80)	248.02	(119.43)	496.05	84.75	84.75	(64.90)	169.50	(129.80)	339.00
	Tax effect of items that will not be reclassified subsequently to profit and loss	(31.19)	(31.74)	19.00	(62.93)	38.00	(126.98)	(21.33)	(21.33)	16.32	(42.66)	32.64	(85.32)
	(B) Items that will be reclassified subsequently to profit or (loss)												
	Fair value changes on investments reclassified subsequently to profit and loss	1,325.98	2,547.81	437.02	3,873.79	839.47	661.18	1,401.08	2,203.38	248.62	3,604.46	410.93	641.94
	Exchange differences on translating foreign operations	(225.89)	(391.38)	(64.70)	(617.27)	(121.02)	(167.10)	(240.42)	(350.93)	(42.64)	(591.35)	(70.49)	(161.56)
	Total other comprehensive income for the period (10A+10B)	1,187.67	2,302.93	221.65	3,490.60	542.94	765.43	1,224.08	1,915.87	157.40	3,139.95	243.28	734.06
11	Total comprehensive income for the period (9+10)	5,243.83	4,925.13	2,427.11	10,168.96	5,199.40	10,772.87	5,012.11	3,972.30	1,234.31	8,984.41	2,561.96	7,747.97
12	Net Profit attributable to:												
	Owners of the equity	4,050.48	2,631.37	2,203.84	6,681.85	4,650.03	9,993.30	3,788.03	2,056.43	1,076.91	5,844.46	2,318.68	7,013.91
	Non controlling interest	5.68	(9.17)	1.62	(3.49)	6.43	14.14	-	-	-	-	-	-
13	Total comprehensive income attributable to:												
	Owners of the equity	5,237.66	4,926.71	2,421.66	10,164.37	5,184.35	10,758.11	5,012.11	3,972.30	1,234.31	8,984.41	2,561.96	7,747.97
	Non controlling interest	6.17	(1.58)	5.45	4.59	15.05	14.76	-	-	-	-	-	-
14	Paid up equity share capital (Face Value of ₹ 2 each)	2,262.69	2,262.69	2,262.69	2,262.69	2,262.69	2,262.69	2,262.69	2,262.69	2,262.69	2,262.69	2,262.69	2,262.69
15	Reserves excluding revaluation reserves	-	-	-	-	-	75,008.19	-	-	-	-	-	64,884.43
16	Earnings per share (EPS) (In ₹)												
	(a) Basic EPS	3.59	2.32	1.95	5.90	4.12	8.85	3.35	1.82	0.95	5.17	2.05	6.20
	(b) Diluted EPS	3.59	2.32	1.95	5.90	4.12	8.85	3.35	1.82	0.95	5.17	2.05	6.20

Notes:

- The above unaudited results have been reviewed and recommended by the Audit Committee and approved by the Board of Directors at its meeting held on Monday, the 8th day of November, 2021. The Statutory Auditors of the Company have carried out a Limited Review of the results and issued an unqualified report.
- The financial results have been prepared in accordance with the Indian Accounting Standards ('Ind AS') prescribed under Section 133 of the Companies Act, 2013 read with Companies (Indian Accounting Standards) Rules as amended from time to time.
- The Board has approved first interim dividend for FY 2021-22 @ 60% i.e. ₹ 1.20 per equity shares of the face value of ₹ 2/- each amounting to ₹ 1,357.61 lakhs to its equity shareholders, as recommended by the Audit Committee, at its meeting held on 8th November, 2021.
- The Company has subscribed to 35,00,000 equity shares of Moneywise Finvest Limited, Wholly Owned Subsidiary of the Company on rights issue basis amounting to ₹ 3,50,00,000 on 25th August, 2021.
- The Company has voluntarily been de-listed from The Calcutta Stock Exchange Limited w.e.f October 21, 2021.
- Previous quarters/period/year ended figures have been regrouped/reclassified wherever necessary to confirm to the current quarter/period presentation.

Place : New Delhi
Date : November 8, 2021

S. C. Aggarwal
(Chairman & Managing Director)
(DIN : 00003267)

Mahesh C. Gupta
(Vice Chairman & Managing Director)
(DIN : 00003082)

For and on behalf of the Board
Vinod Kumar Jarrar
(President & Group CFO)

SMC GLOBAL SECURITIES LIMITED

CIN : 174899DL1994PLC063609

Regd. Office: 11/6-B, Shanti Chamber, Pusa Road, New Delhi-110005

Consolidated unaudited segment results for the quarter and period ended September 30, 2021

(₹ In Lakhs)


S. No.	Particulars	Quarter Ended			Period Ended		Year Ended
		September 30, 2021 (Unaudited)	June 30, 2021 (Unaudited)	September 30, 2020 (Unaudited)	September 30, 2021 (Unaudited)	September 30, 2020 (Unaudited)	March 31, 2021 (Audited)
	Primary Segment-Business						
1	Segment Revenue						
	(1) Broking, distribution and trading	19,910.40	16,404.59	14,955.97	36,314.99	28,437.60	60,111.22
	(2) Insurance broking services	6,140.34	5,044.82	5,288.77	11,185.16	9,182.24	24,563.10
	(3) Financing activities	2,498.95	2,204.33	1,868.68	4,703.28	3,650.37	8,213.40
	Total	28,549.69	23,653.74	22,113.42	52,203.43	41,270.21	92,887.72
	Less: Inter Segment Revenue	1,155.79	398.65	670.03	1,554.44	1,081.23	2,728.80
	Income From Operation and Other Income	27,393.90	23,255.09	21,443.39	50,648.99	40,188.98	90,158.92
2	Segment Results Profit/(Loss) before exceptional items and tax and interest from each segment						
	(1) Broking, distribution and trading	5,366.50	3,965.29	2,890.66	9,331.79	6,245.59	13,837.70
	(2) Insurance broking services	275.84	(371.12)	112.79	(95.28)	409.38	639.19
	(3) Financing activities	919.98	1,242.23	1,105.74	2,162.21	1,649.55	3,352.30
	Total	6,562.32	4,836.40	4,109.19	11,398.72	8,304.92	17,829.19
	Less: Interest	1,376.06	1,236.28	1,024.20	2,612.34	1,775.09	4,235.90
	Total Profit/(Loss) Before Tax	5,186.26	3,600.12	3,084.99	8,786.38	6,529.83	13,593.29
3	Segment Assets						
	(1) Broking, distribution and trading	2,13,934.31	2,00,663.01	1,59,313.98	2,13,934.31	1,59,313.98	1,80,088.43
	(2) Insurance broking services	7,871.10	8,631.69	10,379.29	7,871.10	10,379.29	9,192.89
	(3) Financing activities	60,826.98	58,377.55	53,362.81	60,826.98	53,362.81	58,980.80
	Less: Inter Segment Assets	(13,727.37)	(12,796.98)	(12,630.21)	(13,727.37)	(12,630.21)	(12,695.80)
	Total Segment Assets	2,68,905.02	2,54,875.27	2,10,425.87	2,68,905.02	2,10,425.87	2,35,566.32
4	Segment Liabilities						
	(1) Broking, distribution and trading	1,68,335.25	1,59,690.72	1,27,510.22	1,68,335.25	1,27,510.22	1,43,867.86
	(2) Insurance broking services	3,940.82	4,250.62	5,104.91	3,940.82	5,104.91	4,792.95
	(3) Financing activities	26,146.24	24,111.13	20,488.85	26,146.24	20,488.85	25,449.38
	Less: Inter Segment Liabilities	(13,742.95)	(12,747.55)	(12,547.46)	(13,742.95)	(12,547.46)	(12,644.30)
	Total Segment Liabilities	1,84,679.36	1,75,304.92	1,40,556.52	1,84,679.36	1,40,556.52	1,61,465.89

Notes :

- In accordance with IND AS-108 "Operating Segment", the company on standalone basis has only one reportable segment i.e. "Broking, distribution and trading". However in consolidation the group has identified two more reportable segment i.e. "Insurance broking services" and "Financing activities".
- The segment "Broking, distribution and trading" primarily comprises of brokerage on dealing in shares, commodities, currency derivatives and other securities on behalf of customers; proprietary trading in shares, commodities, currency derivatives and other securities; clearing services, depository services rendered as depository participant, distribution of third party financial products, portfolio and wealth management services, mortgage and loan advisory, real estate broking and investment banking services.
- Insurance broking services primarily comprises of insurance broking business.
- Financing activities primarily comprises of business of providing loans.
- Previous quarters/period/year ended figures have been regrouped/reclassified wherever necessary to confirm to the current quarter/period end presentation.

Place : New Delhi


Date : November 8, 2021



S. C. Aggarwal
(Chairman & Managing Director)



Mahesh C. Gupta
(Vice Chairman & Managing Director)



Vinod Kumar Jamar
(President & Group CFO)

(DIN : 00003267)

(DIN : 00003082)