

SMC GLOBAL SECURITIES LIMITED

CIN : L74899DL1994PLC063609


Regd. Office: 11/6-B, Shanti Chamber, Pusa Road, New Delhi-110005

CONSOLIDATED STATEMENT OF ASSETS AND LIABILITIES


(₹ in Lakhs)

Particulars	September 30, 2018
A) Assets	
1 Financial assets	
Cash and cash equivalents	10,535.28
Other bank balance	42,180.21
Receivables	
Trade receivables	39,470.23
Other Receivable	4,757.57
Loans	57,749.62
Investments	11,144.32
Other financial assets	12,791.51
2 Non-financial assets	
Inventories	1,571.47
Current tax assets (net)	1,831.29
Deferred tax Assets (net)	3,903.69
Assets held for sale	170.03
Property, plant and equipment	3,355.60
Other intangible assets	179.45
Intangible work-in-progress	10.00
Other non-financial assets	4,371.10
Total assets	1,94,021.37
B) Liabilities and equity	
Liabilities	
1 Financial liabilities	
Payables	
Trade payables	
Total outstanding dues of creditors other than microenterprises and small enterprises	23,015.85
Other payables	
Total outstanding dues of creditors other than microenterprises and small enterprises	495.47
Borrowings	56,709.48
Deposits	976.71
Other financial liabilities	46,390.04
2 Non-financial liabilities	
Current tax liabilities (net)	106.78
Provisions	1,711.26
Other non-financial liabilities	946.82
3 Equity	
Equity share capital	2,262.69
Other equity	61,246.13
Non-controlling interest	160.14
Total liabilities and equity	1,94,021.37

Place : New Delhi
Date : December 7, 2018


S. C. Aggarwal
(Chairman & Managing Director)
(DIN : 00003267)


Mahesh C. Gupta
(Vice Chairman & Managing Director)
(DIN : 00003082)




EMCGLOBAL SECURITIES LIMITED
 CIN : L74899DL1994PLC063692
 Regd. Office: 11/E-9, Shanti Chambers, Pusa Road, New Delhi-110005
 Consolidated unaudited segment results for the quarter and period ended September 30, 2018


S. No.	Particulars	Quarter Ended			Period Ended	
		September 30, 2018	June 30, 2018	September 30, 2017	September 30, 2018	September 30, 2017
		(Unaudited)	(Unaudited)	(Unaudited)	(Unaudited)	(Unaudited)
[In Lakhs]						
	Primary Segment-Business					
1	Segment Revenue					
	(1) Trading and distribution	16,328.06	14,385.77	12,270.35	30,713.83	23,963.71
	(2) Advisory services	822.84	786.45	1,196.63	1,609.29	1,562.92
	(3) Financing activities	2,312.57	1,991.99	1,893.23	4,304.66	3,626.90
	Total	19,463.57	17,164.21	15,360.21	36,627.78	29,153.53
	Less: Inter Segment Revenue	446.22	437.56	595.27	823.78	1,023.53
	Income From Operation and Other Income	19,017.35	16,726.65	14,764.94	35,744.00	28,130.00
2	Segment Results Profit/(Loss) before exceptional items and tax and interest from each segment					
	(1) Trading and distribution	2,298.53	1,546.62	2,784.41	3,845.15	4,343.88
	(2) Advisory services	(336.61)	(269.91)	163.26	(606.52)	(458.12)
	(3) Financing activities	1,686.85	1,272.11	1,203.73	2,958.96	2,407.52
	Total	3,648.77	2,548.82	4,151.40	6,197.59	6,293.28
	Less: Interest	1,483.77	1,403.88	928.61	2,887.75	1,908.72
	Total Profit/(Loss) Before Tax	2,165.00	1,144.94	3,222.79	3,309.84	4,384.56
3	Capital Employed					
	(Segment assets – Segment Liabilities)					
	(1) Trading and distribution	26,679.17	23,790.75	25,269.30	26,679.17	25,269.30
	(2) Advisory services	1,130.73	1,157.94	2,068.85	1,130.73	2,068.85
	(3) Financing activities	31,795.23	33,623.48	27,773.23	31,795.23	27,773.23
	Total	59,605.13	58,572.17	55,111.38	59,605.13	55,111.38

Notes:

- In accordance with IND AS-108 "Operating Segment", the company on standalone basis has only one reportable segment i.e. "Trading and distribution". However in consolidation the group has identified two more reportable segment i.e. Advisory services and Financing activities.
- The segment "Trading and distribution" primarily comprises of brokerage on dealing in shares, commodities, currency derivatives and other securities on behalf of customers; proprietary trading in shares, commodities, currency derivatives and other securities; clearing services, depository services rendered as depository participant, distribution of third party financial products and insurance broking services.
- Advisory services primarily comprises of portfolio and wealth management, mortgage and loan advisory, real estate broking and investment banking services.
- Financing activities primarily comprises of business of providing loans.
- Figures for the previous quarters / period have been regrouped and rearranged wherever necessary.

Place : New Delhi
 Date : December 7, 2018




 For and on behalf of the Board
 S. C. Aggarwal (Chairman & Managing Director) (DIN : 00003267)
 Mahesh C. Gupta (Vice Chairman & Managing Director) (DIN : 00009087)