



Moneywise. Be wise.

SMC GLOBAL SECURITIES LIMITED

Member: NSE • BSE • MSE • NCDX • ICX • MCX

Clearing & Trading Member : Cash, F&O, Currency, Debt & Commodity

SEBI Regn. No. : INZ 000199438 • Research Analyst No. : INH100021549 • Investment Adviser No. : IIA100012491

Regd. Office : 11/6B, Shanti Chamber, Fusa Road, New Delhi-110026

Ph. : +91-11-30111000, 80753333 Fax : +91-11-35754305 • CIN No. : L74890DL1994PLC061609

E-mail : smc@smcindiaonline.com Website : www.smcindiaonline.com

Date: 31st January, 2023

To,

<p>Listing Operations BSE Limited, P J Towers, Dalal Street, Mumbai -400001, India</p> <p>Scrip Code: 543263</p>	<p>Listing Department National Stock Exchange of India Limited Exchange Plaza, C-1, Block G, Bandra Kurla Complex, Bandra (E) Mumbai – 400051</p> <p>Symbol: SMCGLOBAL</p>
--	--

Subject: Outcome of the Meeting of Board of Directors of the Company held on Tuesday, the 31st day of January, 2023 commenced at 07:00 AM and concluded at 08:00 P.M.

Dear Sir(s),

This is with reference to Regulation 30 read with schedule III and other applicable Regulations of SEBI (Listing Obligations and Disclosure Requirements) Regulations, 2015. In this regard, we hereby intimate that the Board of Directors in its meeting held on 31st January, 2023 has approved the un-audited financial results of the Company, both standalone as well as consolidated, accompanied with limited review report for the quarter ended on 31st December, 2022. Further, the approved un-audited financial results of the Company, both standalone as well as consolidated, along with limited review report is enclosed herewith.

Pursuant to SEBI (Prohibition of Insider Trading) Regulation, 2015, as amended from time to time, the trading window for dealing in equity shares of the Company shall be opened for all designated persons after 48 hours from declaration of financial results of the Company.

This will also be hosted on the Company's website at www.smcindiaonline.com.

This is for your information and record.

Thanking you,

For SMC Global Securities Limited

Suman Kumar

**E.V.P. (Corporate Affairs), Company Secretary & Compliance Officer
(Membership No. F5824)**

MUMBAI OFFICE : A Wing, 401/402, Lotus Corporate Park, Graham Firth Steel Compound, Off Western Express Highway, Jay Coach Signal, Goregaon East, Mumbai-400063 Ph : +91-22-67341600, 86461616 Fax : +91-22-67341697 E-mail : smcmumbai@smcindiaonline.com

KOLKATA OFFICE: 18, Rabindra Sarani, Poddar Court, Gate No. 4, 5th Floor, Kolkata - 700001 Ph : +91-33-66127000 Fax : +91-33-66127004 E-mail : smckolkata@smcindiaonline.com





Independent Auditor's Review Report on the Quarterly and year to date Unaudited Standalone Financial Results of the Company Pursuant to the Regulation 33 of the SEBI (Listing Obligations and Disclosure Requirements) Regulations, 2015 as amended.

Review Report to
The Board of Directors
SMC Global Securities Limited


1. We have reviewed the accompanying statement of unaudited standalone financial results of SMC Global Securities Limited for the quarter ended December 31, 2022 and year to date from April 01, 2022 to December 31, 2022 ("the Statement") attached herewith, being submitted by the company pursuant to the requirements of Regulation 33 of the SEBI (Listing Obligations and Disclosure Requirements) Regulations, 2015, as amended ("the listing regulations").
2. The Company's Management is responsible for the preparation of the statement in accordance with the recognition and measurement principles laid down in Indian Accounting Standards 34, (Ind AS 34) "Interim Financial Reporting" prescribed under Section 133 of the companies Act, 2013 as amended, read with relevant rules issued there under and other accounting principles generally accepted in India read with the Circular. The Statement has been approved by the company's Board of Directors. Our responsibility is to express a conclusion on the statement based on our view.
3. We conducted our review of the Statement in accordance with the Standard on Review Engagements (SRE) 2410, "Review of Interim Financial Information Performed by the Independent Auditor of the Entity" issued by the Institute of Chartered Accountants of India. This standard requires that we plan and perform the review to obtain moderate assurance as to whether the Statement is free of material misstatement. A review of interim financial information consists of making inquiries, primarily of persons responsible for financial and accounting matters, and applying analytical and other review procedures. A review is substantially less in scope than an audit conducted in accordance with Standards on Auditing and consequently does not enable us to obtain assurance that we would become aware of all significant matters that might be identified in an audit. Accordingly, we do not express an audit opinion.
4. Based on our review conducted as above, nothing has come to our attention that causes us to believe that the accompanying Statement, prepared in accordance with the recognition and measurement principles laid down in the aforesaid Indian Accounting Standards ('Ind AS') specified under Section 133 of the Companies Act, 2013 as amended, read with relevant rules issued there under and other accounting principles generally accepted in India, has not disclosed the information required to be disclosed in terms of the Listing Regulations, including the manner in which it is to be disclosed, or that it contains any material misstatement.

Other Matter

5. Attention is drawn to Note No 5 to the financial results regarding restatement of the figures for the quarter and period ended December 31, 2021 which are in accordance with the requirements of applicable Ind AS. In our opinion, such adjustments are appropriate and have been properly applied.

Our opinion is not modified in respect of above matter.

For R Gopal & Associates
Chartered Accountants
Firm Registration No.:000846C


Vikash Aggarwal
Partner

Membership No. 519574

UDIN: 23519574BGXSMN3282

Place: New Delhi

Date : 31st January 2023





Independent Auditor's Review Report on the Quarterly and year to date Unaudited Consolidated Financial Results of the Company Pursuant to the Regulation 33 of the SEBI (Listing Obligations and Disclosure Requirements) Regulations, 2015 as amended.

**Review Report to
The Board of Directors
SMC Global Securities Limited**

1. We have reviewed the accompanying statement of unaudited consolidated financial results of SMC Global Securities Limited ("the Holding"), its subsidiaries (together referred to as "the Group") and its share of net profit after tax of its joint venture for the quarter ended December 31, 2022 and year to date from April 01, 2022 to December 31, 2022 ("the Statement") attached herewith, being submitted by the Holding Company pursuant to the requirements of Regulation 33 of the SEBI (Listing Obligations and Disclosure Requirements) Regulations, 2015, as amended ("the listing regulations").
2. The Holding Company's Management is responsible for the preparation of the statement in accordance with the recognition and measurement principles laid down in Indian Accounting Standards 34, (Ind AS 34) "Interim Financial Reporting" prescribed under Section 133 of the companies Act, 2013 as amended, read with relevant rules issued there under and other accounting principles generally accepted in India read with the Circular. The Statement has been approved by the Holding Company's Board of Directors. Our responsibility is to express a conclusion on the statement based on our view.
3. We conducted our review of the Statement in accordance with the Standard on Review Engagements (SRE) 2410, "Review of Interim Financial Information Performed by the Independent Auditor of the Entity" issued by the Institute of Chartered Accountants of India. This standard requires that we plan and perform the review to obtain moderate assurance as to whether the Statement is free of material misstatement. A review of interim financial information consists of making inquiries, primarily of persons responsible for financial and accounting matters, and applying analytical and other review procedures. A review is substantially less in scope than an audit conducted in accordance with Standards on Auditing and consequently does not enable us to obtain assurance that we would become aware of all significant matters that might be identified in an audit. Accordingly, we do not express an audit opinion.

We also performed procedures in accordance with the Circular No. CIR/CFD/CMDI/44/2019 dated March 29, 2019 issued by the Securities and Exchange Board of India under Regulation 33(8) of the SEBI (Listing Obligation and Disclosure Requirement) Regulations, 2015 as amended, to the extent applicable.

4. The Statements includes the results of the following entities: -

List of subsidiaries

SMC Comtrade Limited, Moneywise Financial Services Private Limited, SMC Insurance Brokers Private Limited, SMC Comex International DMCC, SMC Capitals Limited, SMC Real Estate Advisors Private Limited, Moneywise Finvest Limited, SMC Investment and Advisors Limited, SMC Global IFSC Private Limited and SMC Global USA Inc.

Joint Venture

SMC & IM Capitals Investment Managers LLP



Other Matters

5. The accompanying statement includes the financial results / statements and other financial information, in respect of:
- I. One subsidiary whose financial statements reflect the total revenue of Rs 9,566.18 lakhs and Rs 25,294.13 lakhs, net profit after tax of Rs 144.88 lakhs and Rs 419.65 lakhs and total comprehensive income Rs. 152.52 lakhs and Rs 442.59 lakhs for the quarter ended December 31, 2022 and for the Period April 01, 2022 to December 31, 2022 respectively, as considered in the statement which has been reviewed by us.
 - II. We did not review the financial statements of 8 Subsidiaries and 1 Joint venture in the consolidated financial results, whose interim financial statements reflect the total revenue of Rs 5,816.73 lakhs and Rs 15,770.27 lakhs, net profit after tax of Rs 1,059.79 lakhs and Rs 2,330.93 lakhs and total comprehensive income Rs. 1,126.04 lakhs and Rs 2,813.89 lakhs for the quarter ended December 31, 2022 and for the Period April 01, 2022 to December 31, 2022 respectively and the interim financial result of 1 joint venture which reflect group share of net (loss) / profit of Rs (0.02) lakhs for the quarter ended December 31, 2022 and Rs 0.26 lakhs for the Period April 01, 2022 to December 31, 2022. These Interim Financial Statements and other financial information have been reviewed by other auditors whose report have been furnished to us by the management, and our opinion on the consolidated financial results, to the extent they have been derived from such interim financial statements is based solely on the report of such auditors. Our review report is not modified in respect of this matter.
 - III. The consolidated financial result includes the interim financial result of 1 subsidiary which has not been reviewed by their auditor, whose interim financial results reflect total revenue of Rs. Nil and Nil, total net profit after tax of Rs. Nil and Nil and total comprehensive (loss) Rs (1.57) lakhs and Rs (8.88) lakhs for the quarter ended December 31, 2022 and for the Period April 01, 2022 to December 31, 2022 respectively. These financial statements have been certified by the management and have been furnished to us and in our opinion insofar as it relates to the amount included in respect of subsidiary is based solely on such interim financial results as certified by the management. Our review report is not modified in respect of this matter.
 - IV. Attention is drawn to Note No 5 to the financial results regarding restatement of the figures for the quarter and period ended December, 2021 which are in accordance with the requirements of applicable Ind AS. In our opinion, such adjustments are appropriate and have been properly applied.


Our opinion is not modified in respect of these matters.

- 6 Based on our review conducted and procedures performed as stated in Paragraph 3 above and based on the consideration of the review reports of other auditors and certified by the managements referred to in paragraph 5(II) & 5(III) above, nothing has come to our attention that causes us to believe that the accompanying Statement, prepared in accordance with recognition and measurement principles laid down in the aforesaid Indian Accounting Standard specified under Section 133 of the Companies Act 2013 as amended, read with relevant rules issued there under and other accounting principles generally accepted in India ,has not disclosed the information required to be disclosed in terms of the regulation, read with the Circular, including the manner in which it is to be disclosed ,or that it contains any material misstatement.

For **R Gopal & Associates**

Chartered Accountants

Firm Registration No.:000846C


Vikash Aggarwal
Partner

Membership No. 519574

UDIN: 2351957486XSM08920

Place: New Delhi

Date : 31st January 2023



SMC GLOBAL SECURITIES LIMITED
CIN : L74899DL1994PLC063609
REGD. OFFICE: 11/6-B, Shanti Chamber, Pusa Road, New Delhi-110005
Statement of standalone unaudited results for the quarter and nine months ended December 31, 2022

(₹ in Lakhs)


Sr. No.	Particulars	Standalone					
		Quarter Ended		Nine Months Ended			Year Ended
		December 31, 2022 (Unaudited)	September 30, 2022 (Unaudited)	December 31, 2021* (Unaudited)	December 31, 2022 (Unaudited)	December 31, 2021* (Unaudited)	March 31, 2022 (Audited)
1	Income						
	(A) Revenue from operations						
	Fee and commission income	9,464.93	10,202.86	8,968.08	28,863.12	26,861.56	36,025.16
	Interest income	3,756.42	3,167.43	3,025.78	10,075.34	7,965.41	10,963.90
	Dividend income	17.34	34.52	397.73	79.01	576.71	840.00
	Net gain on proprietary trading	3,585.14	4,257.38	3,933.04	12,175.97	11,015.88	15,141.05
	Net gain on fair value changes	236.06	214.53	(532.08)	556.42	3,734.11	4,023.95
	Total revenue from operations	17,059.89	17,876.72	15,792.55	51,749.86	50,153.67	66,994.06
	(B) Other Income	122.96	111.98	95.81	1,146.50	1,244.48	1,415.55
	Total revenue (1A+1B)	17,182.85	17,988.70	15,888.36	52,896.36	51,398.15	68,409.61
2	Expenses						
	(A) Fees and commission expense	6,788.70	7,321.65	7,019.04	21,153.46	20,663.58	27,798.32
	(B) Employee benefits expenses	4,085.73	4,311.59	2,824.85	11,720.87	9,430.52	12,917.25
	(C) Finance cost	1,589.75	1,360.73	1,057.86	4,105.64	2,663.60	3,718.74
	(D) Depreciation and amortisation expenses	455.76	407.30	373.18	1,219.17	1,042.15	1,439.99
	(E) Impairment on financial instruments	8.57	45.29	3.66	81.19	76.70	146.28
	(F) Other expenses	1,687.65	1,460.73	1,176.64	4,502.62	3,057.25	4,172.08
	Total expenses (2A+2B+2C+2D+2E+2F)	14,616.16	14,907.29	12,455.23	42,782.95	36,933.80	50,192.66
3	Profit before share of profit/(loss) of joint venture and tax (1-2)	2,566.69	3,081.41	3,433.13	10,113.41	14,464.35	18,216.95
4	Exceptional Items						
5	Profit before tax (3-4)	2,566.69	3,081.41	3,433.13	10,113.41	14,464.35	18,216.95
6	Tax expense						
	(A) Current tax	931.02	1,143.00	1,090.42	2,960.69	2,877.34	3,164.14
	(B) Deferred tax	(356.07)	(385.32)	(282.88)	(739.99)	103.85	591.78
	Total tax expenses	574.95	757.68	807.54	2,220.70	2,981.19	3,755.92
7	Profit after tax (5-6)	1,991.74	2,323.73	2,625.59	7,892.71	11,483.16	14,461.03
8	Other comprehensive income						
	Items that will not be reclassified subsequently to profit or (loss)						
	Remeasurement of the net defined benefit liability / asset	(7.41)	(7.42)	84.75	(22.25)	254.25	(29.67)
	Tax effect of Items that will not be reclassified subsequently to profit and loss	1.87	1.87	(21.33)	5.61	(63.99)	7.47
	Total other comprehensive income for the period	(5.54)	(5.55)	63.42	(16.64)	190.26	(22.20)
9	Total comprehensive income for the period (7+8)	1,986.20	2,318.18	2,689.01	7,876.07	11,673.42	14,438.83
10	Paid up equity share capital (Face Value of ₹ 2 each)	2,094.00	2,094.00	2,262.69	2,094.00	2,262.69	2,262.69
11	Reserves						77,060.57
12	Earnings per share (EPS) (In ₹)						
	Basic & Diluted EPS	1.92	2.22	2.32	7.32	10.15	12.78

* Restated. Refer Note 5

- Notes:**
- The above unaudited results have been reviewed and recommended by the Audit Committee and approved by the Board of Directors at its meeting held on Tuesday, the 31st January, 2023. The Statutory Auditors of the Company have carried out a Limited Review of the results and issued an unqualified report.
 - The financial results have been prepared in accordance with the Indian Accounting Standards ('Ind AS') prescribed under Section 133 of the Companies Act, 2013 read with Companies (Indian Accounting Standards) Rules as amended from time to time.
 - The Company has subscribed to 100 Lakhs equity shares of face value ₹ 10 each of Moneywise Finvest Limited, Wholly Owned Subsidiary of the Company on rights issue basis on 19th October, 2022 amounting to ₹ 1000 Lakhs.
 - Pursuant to the order of NCLT vide CP number 128/ND/2021/dated 23rd November, 2022, the paid up share capital of SMC Insurance Brokers Private Limited, one of the subsidiary Company has been reduced from ₹ 4140 lakhs to ₹ 1500 lakhs on payment to the equity shareholders of the Company on a proportionate basis at face value of ₹ 10 each on 30.11.2022, which has become effective and operative on that date and accordingly to that extent share capital shall stand cancelled and extinguished upon approval from MCA.
 - During the previous year, the group has restated its financial statements in accordance with Ind AS 8 'Accounting Policies, Changes in Accounting Estimates and Errors'. Figures for the quarter and nine months ended December 31, 2021 have been restated accordingly and the impact of the said restatement on the various components of the financial performance is enclosed in Annexure 1.
 - Previous quarters/period/year ended figures have been regrouped/reclassified wherever necessary to confirm to the current quarter/period/year presentation.

Place : New Delhi
Date : January 31, 2023


S. C. Aggarwal
(Chairman & Managing Director)
(DIN : 00003267)


Mahesh C. Gupta
(Vice Chairman & Managing Director)
(DIN : 00003082)

For and on behalf of the Board

Vinod Kumar Jamar
(President & Group CFO)


Annexure 1

In Accordance with Ind AS 8 'Accounting Policies, Changes in Accounting Estimates and Errors', the Company has retrospectively restated – Statement of Profit and Loss for the quarter and nine month ended December 31, 2021; and

As per Ind AS 109 Investments in equity instruments should be classified as fair value through other comprehensive income (FVTOCI) only when the investment is of strategic and long term in nature and the company doesn't intend to sell over a long period. Further, debt instruments are to be classified as at fair value through other comprehensive income if the debt instrument is held within a business model of hold to collect contractual cash flows and sell. The company does not hold the equity investment for strategic purposes and there could be frequent purchases and sales in those instruments. The company holds debt instruments for trading. Accordingly, the classification of equity and debt investments has been restated to reflect the business model of the company resulting in more relevant and faithful representation of the financial statements. Such restatement did not have any impact in the balance sheet as the equity and debt instruments were already stated at fair value. The impact of the same have been given in the Statement of Profit and Loss for the comparative period.

The impact of the said restatement on the various components of the financial performance is as under:

Particulars	(₹ In Lakhs)	
	Quarter Ended December 31, 2021	Nine Month Ended December 31, 2021
Revenue from operation		
Increase / (Decrease) in Net gain on fair value changes	(532.08)	3,734.11
Other Income		
Decrease in Net gain on derecognition of investments that were measured at fair value through other comprehensive income	(1,400.87)	(2,062.60)
Increase / (Decrease) in Profit before Tax	(1,932.95)	1,671.51
Increase / (Decrease) in Tax expense	331.69	(259.66)
Increase / (Decrease) in Profit/(loss) for the period	(1,601.26)	1,411.85
Other comprehensive income		
Items that will be reclassified subsequently to profit or loss		
Increase / (Decrease) in Fair value changes on investments	1,932.95	(1,671.51)
Increase / (Decrease) in Tax effect of Items that will be reclassified subsequently to profit and loss	(331.69)	259.66
Increase / (Decrease) in Total comprehensive income for the period (comprising profit (loss) and other comprehensive income for the period)	-	-
Impact on Earning per Share - Basic/ Diluted	(1.42)	1.25



SMC GLOBAL SECURITIES LIMITED

CIN : L74899DL1994PLC063609

REGD. OFFICE: 11/6-B, Shanti Chamber, Pusa Road, New Delhi-110005

Statement of consolidated unaudited results for the quarter and nine months ended December 31, 2022


[₹ in Lakhs]

Sr. No.	Particulars	Consolidated					Year Ended March 31, 2022 (Audited)
		Quarter Ended			Nine Month Ended		
		December 31, 2022 (Unaudited)	September 30, 2022 (Unaudited)	December 31, 2021* (Unaudited)	December 31, 2022 (Unaudited)	December 31, 2021* (Unaudited)	
1	Income						
	(A) Revenue from operations						
	Fee and commission income	20,166.68	19,442.44	18,083.92	57,673.61	48,805.83	66,818.80
	Interest income	6,706.51	5,863.80	5,046.09	18,597.23	14,306.26	19,847.77
	Dividend income	17.34	34.55	397.74	79.06	576.74	840.05
	Net gain on proprietary trading	3,845.21	4,452.35	5,142.03	12,759.42	14,601.79	19,102.37
	Net gain on fair value changes	1,175.72	350.09	(204.57)	1,994.67	4,431.06	5,084.62
	Total revenue from operations	31,911.46	30,143.23	28,465.21	91,103.99	82,721.68	1,11,693.61
	(B) Other income	138.81	71.51	8.23	272.98	329.28	388.47
	Total revenue (1A+1B)	32,050.27	30,214.74	28,473.44	91,376.97	83,050.96	1,12,082.08
2	Expenses						
	(A) Fees and commission expense	15,362.36	14,727.63	14,731.89	43,984.35	39,016.97	53,098.78
	(B) Employee benefits expenses	6,547.21	6,575.90	5,285.73	18,691.66	15,138.62	20,572.22
	(C) Finance cost	2,549.57	1,955.07	1,537.00	6,242.97	4,149.34	5,752.38
	(D) Depreciation and amortisation expenses	608.67	544.30	522.10	1,628.90	1,454.33	2,011.60
	(E) Impairment on financial instruments	207.02	20.86	311.15	572.32	1,294.24	1,616.57
	(F) Other expenses	2,644.91	2,333.98	1,759.18	7,129.58	5,010.84	6,890.99
	Total expenses (2A+2B+2C+2D+2E+2F)	27,919.74	26,157.74	24,147.05	78,249.78	66,064.34	89,942.54
3	Profit before share of profit/(loss) of joint venture and tax (1-2)	4,130.53	4,057.00	4,326.39	13,127.19	16,986.62	22,139.54
4	Share of (loss) in joint venture	(0.02)	0.31	(0.03)	0.26	(0.10)	(0.96)
5	Profit before exceptional items and tax (3+4)	4,130.51	4,057.31	4,326.36	13,127.45	16,986.52	22,138.58
6	Exceptional items	-	-	-	-	-	-
7	Profit before tax (5-6)	4,130.51	4,057.31	4,326.36	13,127.45	16,986.52	22,138.58
8	Tax expense						
	(A) Current tax	1,336.29	1,456.80	1,227.50	4,109.88	3,152.87	3,734.90
	(B) Deferred tax	(404.90)	(350.74)	(330.73)	(833.17)	469.18	946.83
	Total tax expenses	931.39	1,106.06	896.77	3,276.71	3,622.05	4,681.73
9	Profit after tax (7-8)	3,199.12	2,951.25	3,429.59	9,850.74	13,364.47	17,456.85
10	Other comprehensive income						
	(A) Items that will not be reclassified subsequently to profit or (loss)						
	Remeasurement of the net defined benefit liability / asset	3.49	3.48	124.01	10.46	372.03	13.95
	Tax effect of items that will not be reclassified subsequently to profit and loss	(0.85)	(0.84)	(31.46)	(2.53)	(94.39)	(3.36)
	(B) Items that may be reclassified subsequently to profit or (loss)						
	Exchange differences on translating foreign operations	64.14	209.30	2.11	472.45	51.10	154.68
	Total other comprehensive income for the period (10A+10B)	66.78	211.94	94.66	480.38	328.74	165.27
11	Total comprehensive income for the period (9+10)	3,265.90	3,163.19	3,524.25	10,331.12	13,693.21	17,622.12
12	Net Profit attributable to:						
	Owners of the equity	3,195.62	2,947.35	3,420.92	9,840.60	13,351.95	17,437.63
	Non controlling interest	3.50	3.90	8.67	10.14	12.51	19.22
13	Total comprehensive income attributable to:						
	Owners of the equity	3,262.22	3,159.11	3,515.20	10,320.43	13,679.57	17,602.16
	Non controlling interest	3.68	4.08	9.04	10.69	13.64	19.96
14	Paid up equity share capital (Face Value of ₹ 2 each)	2,094.00	2,094.00	2,262.69	2,094.00	2,262.69	2,262.69
15	Reserves						90,347.69
16	Earnings per share (EPS) (In ₹)						
	Basic & Diluted EPS	3.05	2.79	3.03	9.14	11.81	15.43

* Restated. Refer Note 5

Notes:


- The above unaudited results have been reviewed and recommended by the Audit Committee and approved by the Board of Directors at its meeting held on Tuesday, the 31st January, 2023. The Statutory Auditors of the Company have carried out a Limited Review of the results and issued an unqualified report.
- The financial results have been prepared in accordance with the Indian Accounting Standards ('Ind AS') prescribed under Section 133 of the Companies Act, 2013 read with Companies (Indian Accounting Standards) Rules as amended from time to time.
- The Company has subscribed to 100 Lakhs equity shares of face value ₹ 10 each of Moneywise Finvest Limited, Wholly Owned Subsidiary of the Company on rights issue basis on 19th October, 2022 amounting to ₹ 1000 Lakhs.
- Pursuant to the order of NCLT vide CP number 128/ND/2021/dated 23rd November, 2022, the paid up share capital of SMC Insurance Brokers Private Limited, one of the subsidiary Company has been reduced from ₹ 4140 lakhs to ₹ 1500 lakhs on payment to the equity shareholders of the Company on a proportionate basis at face value of ₹ 10 each on 30.11.2022, which has become effective and operative on that date and accordingly to that extent share capital shall stand cancelled and extinguished upon approval from MCA.
- During the previous year, the group has restated its financial statements in accordance with Ind AS 8 'Accounting Policies, Changes in Accounting Estimates and Errors'. Figures for the quarter and nine months ended December 31, 2021 have been restated accordingly and the impact of the said restatement on the various components of the financial performance is enclosed in Annexure 1.
- Previous quarters/period/year ended figures have been regrouped/reclassified wherever necessary to confirm to the current quarter/period/year presentation.

Place : New Delhi
Date : January 31, 2023


S. C. Aggarwal
(Chairman & Managing Director)
(DIN : 00003267)



Mahesh C. Gupta
(Vice Chairman & Managing Director)
(DIN : 00003082)



For and on behalf of the Board
Vinod Kumar Jamar
(President & Group CFO)

Annexure 1

In Accordance with Ind AS 8 'Accounting Policies, Changes in Accounting Estimates and Errors', the Company has retrospectively restated – Statement of Profit and Loss for the quarter and nine months ended December 31, 2021; and Segment results for the quarter and nine months ended December 31, 2021

As per Ind AS 109 Investments in equity instruments should be classified as fair value through other comprehensive income (FVTOCI) only when the investment is of strategic and long term in nature and the company doesn't intend to sell over a long period. Further, debt instruments are to be classified as at fair value through other comprehensive income if the debt instrument is held within a business model of hold to collect contractual cash flows and sell. The company does not hold the equity investment for strategic purposes and there could be frequent purchases and sales in those instruments. The company holds debt instruments for trading. Accordingly, the classification of equity and debt investments has been restated to reflect the business model of the company resulting in more relevant and faithful representation of the financial statements. Such restatement did not have any impact in the balance sheet as the equity and debt instruments were already stated at fair value. The impact of the same have been given in the Statement of Profit and Loss for the comparative period.

The impact of the said restatement on the various components of the financial performance is as under:

Particulars	(₹ in Lakhs)	
	Quarter Ended December 31, 2021	Nine Months Ended December 31, 2021
Revenue from operation		
Increase / (Decrease) in Net gain on fair value changes	(204.57)	4,431.06
Other Income		
Decrease in Net gain on derecognition of investments that were measured at fair value through other comprehensive income	(3,484.30)	(5,294.70)
Increase / (Decrease) in Net gain on fair value changes	1,742.17	2,845.47
Total Income	(1,946.70)	1,981.83
Other Expense		
Increase / (Decrease) in Net gain on derecognition of investments that were measured at fair value through other comprehensive income	(0.83)	53.92
Increase / (Decrease) in Profit before tax	(1,945.87)	1,927.91
Increase / (Decrease) in Tax expense	333.91	(283.31)
Increase / (Decrease) in Profit/(loss) for the period	(1,611.96)	1,644.60
Other comprehensive income		
Items that will be reclassified subsequently to profit or loss		
Increase / (Decrease) in Fair value changes on investments	1,945.87	(1,927.91)
Increase / (Decrease) in Tax effect of Items that will be reclassified subsequently to profit and loss	(333.91)	283.31
Increase / (Decrease) in Total comprehensive income for the period (comprising profit (loss) and other comprehensive Income for the period)	-	-
Impact on Earning per Share - Basic/ Diluted	-1.42	1.45

The impact of the said restatement on segment results is as under:

Particulars	(₹ in Lakhs)	
	Quarter Ended December 31, 2021	Nine Months Ended December 31, 2021
Increase / (Decrease) in Segment Revenue		
(1) Broking, distribution and trading	(1,932.95)	1,671.51
(2) Insurance broking services	0.04	396.24
(3) Financing activities	(13.79)	(85.92)
Total	(1,946.70)	1,981.83
Less: Inter Segment Revenue		
Increase / (Decrease) in income from operation and other income	(1,946.70)	1,981.83
Increase / (Decrease) in Segment Results Profit/(Loss) before exceptional items and tax and interest from each segment		
(1) Broking, distribution and trading	(1,932.94)	1,671.51
(2) Insurance broking services	0.86	342.32
(3) Financing activities	(13.79)	(85.92)
Total	(1,945.87)	1,927.91
Less: Interest		
Increase / (Decrease) in Total Profit/(Loss) Before Tax	(1,945.87)	1,927.91




SMC GLOBAL SECURITIES LIMITED

CIN : L74899DL1994PLC063609

Regd. Office: 11/6-B, Shanti Chamber, Pusa Road, New Delhi-110005

Consolidated unaudited segments results for the quarter and nine months ended December 31, 2022

S. No.	Particulars	₹ In Lakhs					
		Quarter Ended			Nine Months Ended		Year Ended
		December 31, 2022 (Unaudited)	September 30, 2022 (Unaudited)	December 31, 2021* (Unaudited)	December 31, 2022 (Unaudited)	December 31, 2021* (Unaudited)	March 31, 2022 (Audited)
	Primary Segment-Business						
1	Segment Revenue						
	(1) Broking, distribution and trading	19,046.85	19,583.11	18,362.72	58,544.46	58,282.17	77,189.85
	(2) Insurance broking services	9,567.77	8,340.33	8,255.39	25,294.13	19,782.01	27,598.39
	(3) Financing activities	3,952.72	2,923.63	2,333.41	10,122.16	6,964.56	9,854.19
	Total	32,567.34	30,847.06	28,951.52	93,960.75	85,028.74	1,14,642.43
	Less: Inter Segment Revenue	517.07	632.33	423.34	2,583.78	1,977.78	2,560.35
	Income From Operation and Other Income	32,050.27	30,214.73	28,528.18	91,376.97	83,050.96	1,12,082.08
2	Segment Results Profit/(Loss) before exceptional items and tax and interest from each segment						
	(1) Broking, distribution and trading	3,820.65	3,889.10	4,316.86	12,441.53	17,253.12	21,912.16
	(2) Insurance broking services	220.55	212.95	365.89	586.76	612.07	971.89
	(3) Financing activities	2,638.88	1,910.33	1,180.59	6,342.13	3,270.67	5,006.91
	Total	6,680.08	6,012.38	5,863.34	19,370.42	21,135.85	27,890.96
	Less: Interest	2,549.57	1,955.07	1,536.99	6,242.97	4,149.34	5,752.38
	Total Profit/(Loss) Before Tax	4,130.51	4,057.31	4,326.35	13,127.45	16,986.51	22,138.58
3	Segment Assets						
	(1) Broking, distribution and trading	2,34,700.97	2,54,804.94	2,12,245.04	2,34,700.97	2,12,245.04	2,20,631.57
	(2) Insurance broking services	6,405.83	8,669.62	8,499.19	6,405.83	8,499.19	9,202.96
	(3) Financing activities	85,341.02	80,507.27	62,713.19	85,341.02	62,713.19	75,725.85
	Less : Inter Segment Assets	(12,458.22)	(11,601.77)	(11,825.71)	(12,458.22)	(11,825.71)	(13,545.26)
	Total Segment Assets	3,13,989.60	3,32,380.07	2,71,631.72	3,13,989.60	2,71,631.72	2,92,015.12
4	Segment Liabilities						
	(1) Broking, distribution and trading	1,87,288.69	2,10,163.90	1,65,697.99	1,87,288.69	1,65,697.99	1,70,861.25
	(2) Insurance broking services	4,895.31	4,707.69	4,217.28	4,895.31	4,217.28	4,666.56
	(3) Financing activities	46,326.53	42,750.37	27,481.42	46,326.53	27,481.42	39,660.64
	Less : Inter Segment Liabilities	(12,550.34)	(11,631.14)	(11,832.34)	(12,550.34)	(11,832.34)	(13,548.92)
	Total Segment Liabilities	2,25,960.19	2,45,990.82	1,85,564.35	2,25,960.19	1,85,564.36	2,01,639.53


*Restated. Refer Annexure 1

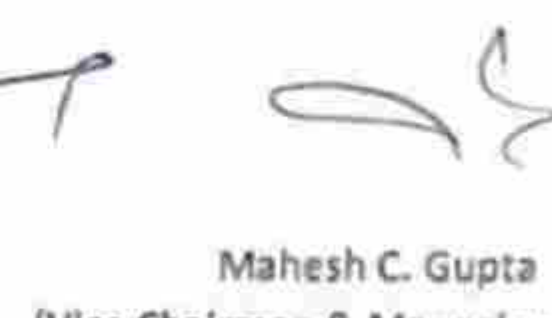
Notes :

- In accordance with IND AS-108 "Operating Segment", the company on standalone basis has only one reportable segment i.e "Broking, distribution and trading". However in consolidation the group has identified two more reportable segment i.e "Insurance broking services" and "Financing activities".
- The segment "Broking, distribution and trading" primarily comprises of brokerage on dealing in shares, commodities, currency derivatives and other securities on behalf of customers; proprietary trading in shares, commodities, currency derivatives and other securities; clearing services, depository services rendered as depository participant, distribution of third party financial products, portfolio and wealth management services, mortgage and loan advisory, real estate broking and investment banking services.
- Insurance broking services primarily comprises of insurance broking business.
- Financing activities primarily comprises of business of providing loans.
- Previous quarters/year ended figures have been regrouped/reclassified wherever necessary to confirm to the current quarter/year end presentation.

Place : New Delhi

Date : January 31, 2023


S. C. Aggarwal
(Chairman & Managing Director)


Mahesh C. Gupta
(Vice Chairman & Managing Director)


Vinod Kumar Jamar
(President & Group CFO)

(DIN : 00003267)

(DIN : 00003082)

SMC GLOBAL SECURITIES LIMITED

CIN : L74899DL1994PLC063609

Regd. Office: 11/6-B, Shanti Chamber, Pusa Road, New Delhi-110005

Phone No : 011-30111000 | email : smc@smcindiaonline.com | website : www.smcindiaonline.com

Extract of unaudited consolidated financial results for the quarter and nine months ended December 31, 2022

(₹ in Lakhs)

Sr. No.	Particulars	CONSOLIDATED					
		Quarter Ended			Nine Months Ended		Year Ended
		December 31, 2022 (Unaudited)	September 30, 2022 (Unaudited)	December 31, 2021* (Unaudited)	December 31, 2022 (Unaudited)	December 31, 2021* (Unaudited)	March 31, 2022 (Audited)
1	Total Income from operations	31,911.46	30,143.23	28,465.21	91,103.99	82,721.68	1,11,693.61
2	Net Profit for the period (before Tax and Exceptional Items)	4,130.51	4,057.31	4,326.36	13,127.45	16,986.52	22,138.58
3	Net Profit for the period before Tax (after Exceptional Items)	4,130.51	4,057.31	4,326.36	13,127.45	16,986.52	22,138.58
4	Net Profit for the period after Tax (after Exceptional Items)	3,199.12	2,951.25	3,429.59	9,850.74	13,364.47	17,456.85
5	Total Comprehensive Income for the period (Comprising Profit (after tax) and Other Comprehensive Income (after tax))	3,265.90	3,163.19	3,524.25	10,331.12	13,693.21	17,622.12
6	Paid Up Equity Share Capital (Face Value of ₹ 2 each)	2,094.00	2,094.00	2,262.69	2,094.00	2,262.69	2,262.69
7	Reserves						90,347.69
8	Earnings per share (EPS) (in ₹) Basic & Diluted EPS	3.05	2.79	3.03	9.14	11.81	15.43

* Restated. Refer Note 2

Notes :

- The above unaudited results have been reviewed and recommended by the Audit Committee and approved by the Board of Directors at its meeting held on Tuesday, the 31st January, 2023. The Statutory Auditors of the Company have carried out a Limited Review of the results and issued an unqualified report.
- The above is the extract of the detailed format of quarterly financial results filed with the Stock Exchanges under Regulation 33 of the SEBI (Listing and Other Disclosure Requirements) Regulation, 2015. The full format of the quarterly financial results are available on the Investor Corner Section of our website www.smcindiaonline.com.
- The Company has subscribed to 100 Lakhs equity shares of face value ₹ 10 each of Moneywise Finvest Limited, Wholly Owned Subsidiary of the Company on rights issue basis on 19th October, 2022 amounting to ₹ 1000 Lakhs.
- Pursuant to the order of NCLT vide CP number 128/ND/2021/dated 23rd November, 2022, the paid up share capital of SMC Insurance Brokers Private Limited, one of the subsidiary Company has been reduced from ₹ 4140 lakhs to ₹ 1500 lakhs on payment to the equity shareholders of the Company on a proportionate basis at face value of ₹ 10 each on 30.11.2022, which has become effective and operative on that date and accordingly to that extent share capital shall stand cancelled and extinguished upon approval from MCA.
- Additional information on standalone financial results is as follows :

(₹ in Lakhs)

Particulars	Quarter Ended			Nine Months Ended		Year Ended
	December 31, 2022 (Unaudited)	September 30, 2022 (Unaudited)	December 31, 2021* (Unaudited)	December 31, 2022 (Unaudited)	December 31, 2021* (Unaudited)	March 31, 2022 (Audited)
Income from operations	17,059.89	17,876.72	15,792.55	51,749.86	50,153.67	66,994.06
Profit before tax	2,566.69	3,081.41	3,433.13	10,113.41	14,464.35	18,216.95
Profit after tax	1,991.74	2,323.73	2,625.59	7,892.71	11,483.16	14,461.03

- The financial results have been prepared in accordance with the Indian Accounting Standards (Ind AS) prescribed under Section 133 of the Companies Act, 2013 read with Companies (Indian Accounting Standards) Rules, 2015 as amended from time to time.
- Previous quarters/period/year ended figures have been regrouped/reclassified wherever necessary to confirm to the current quarter/period/year presentation.

Place : New Delhi
Date : January 31, 2023


For and on behalf of the Board



S. C. Aggarwal
(Chairman &
Managing Director)
(DIN : 00003267)



Mahesh C. Gupta
(Vice Chairman &
Managing Director)
(DIN : 00003082)



Vinod Kumar Jamar
(President & Group
CFO)