



Moneywise. Be wise.

SMC GLOBAL SECURITIES LTD.

Member : National Stock Exchange (NSE)
SEBI Regn. No. : INB 230771431 INF 230771431 INE 230771431
Member : Bombay Stock Exchange Ltd. (BSE)
SEBI Regn. No. : INB 011343937 INF 011343937
Member : Metropolitan Stock Exchange of India Ltd.
SEBI Regn. No. : INB 260771432 INF 260771432 INE 260771431
CM & TM : Cash, Derivatives & Currency Segment

REGD. OFFICE :

11/6B, Shanti Chamber, Pusa Road, New Delhi-110005
Ph : +91-11-30111000, 40753333 Fax : +91-11-25754365
E-mail : smc@smcindiaonline.com Website : www.smcindiaonline.com
CIN No. : L74899DL1994PLC063609

Date: 11th April, 2017

To
The Manager
Listing Department,

Calcutta Stock Exchange Limited.
(CSE)
7, Lyons Range
Kolkata - 700001

Ahmedabad Stock Exchange Limited. (ASE)
Kamdhenu Complex, Opp. Sahajanand College,
Panjrapole Ahmedabad, Gujarat - 380015

Ref: Regulation 31 of the SEBI (Listing Obligations and Disclosure Requirements) Regulations, 2015.

Subject: Submission of Statement of Shareholding Pattern for the Fourth Quarter ended on 31st March, 2017.

Dear Sir(s),

This is with reference to the captioned subject matter. In this regard we are enclosing herewith the Statement of Shareholding Pattern pursuant to Regulation 31 of the SEBI (Listing Obligations and Disclosure Requirements) Regulations, 2015, for the Fourth Quarter ended on 31st March, 2017.

This is for your information and record.

Thanking you,

For **SMC Global Securities Ltd**


Suman Kumar
E.V.P. (Corporate Affairs), Company Secretary & Compliance Officer
(Membership No. F5824)

Enclosed: Annexure I

MUMBAI OFFICE : A Wing, 401/402, Lotus Corporate Park, Graham Firth Steel Compound, Off Western Express Highway, Jay Coach Signal, Goregaon East
Mumbai-400063 Ph : +91-22-67341600, 66481818 Fax : +91-22-67341697 E-mail : smcmumbai@smcindiaonline.com

KOLKATA OFFICE : 18, Rabindra Sarani, Poddar Court, Gate No. 4, 5th Floor, Kolkata - 700001 Ph : +91-33-39847000 Fax : +91-33-39847004
E-mail : smckolkata@smcindiaonline.com



Annexure I


Shareholding Pattern under Regulation 31 of SEBI (Listing Obligations and Disclosure Requirements) Regulations, 2015

1.	Name of Listed Entity: SMC Global Securities Limited
2.	Scrip Code/Name of Scrip/Class of Security:
3.	Share Holding Pattern Filed under: Reg. 31(1)(a)/Reg. 31(1)(b)/Reg.31(1)(c)
	a. If under 31(1)(b) then indicate the report for Quarter ending
	b. If under 31(1)(c) then indicate date of allotment/extinguishment
4.	Declaration: The Listed entity is required to submit the following declaration to the extent of submission of information:-

	Particulars	Yes*	No*
1	Whether the Listed Entity has issued any partly paid up shares?		No
2	Whether the Listed Entity has issued any Convertible Securities or Warrants?		No
3	Whether the Listed Entity has any shares against which depository receipts are issued?		No
4	Whether the Listed Entity has any shares in locked-in?		No
5	Whether any shares held by promoters are pledge or otherwise encumbered?		No

* If the Listed Entity selects the option 'No' for the questions above, the columns for the partly paid up shares, Outstanding Convertible Securities/Warrants, depository receipts, locked-in shares, No of shares pledged or otherwise encumbered by promoters, as applicable, shall not be displayed at the time of dissemination on the Stock Exchange website. Also wherever there is 'No' declared by Listed Entity in above table the values will be considered as 'Zero' by default on submission of the format of holding of specified securities.

GENERATED ON :01/04/2017 NSDL : 31/03/2017 CDSL :31/03/2017




SMC Global Securities Limited

Table I - Summary Statement holding of specified securities

Category	Category of shareholder	Nos. of shareholders	No. of fully paid up equity shares held	No. of Partly paid-up equity shares held	No. of shares underlying Depository Receipts	Total nos. shares held	Shareholding as a % of total no. of shares (calculated as per SCRR, 1957)	Number of Voting Rights held in each class of securities			No. of Shares Underlying Outstanding convertible securities (including Warrants)	Shareholding, as a % assuming full conversion of convertible securities (as a percentage of diluted share capital)	Number of Locked in shares		Number of Shares pledged or otherwise encumbered		Number of equity shares held in dematerialised form	
								No of Voting Rights					Total as a % of (A+B+C)	No. (a)	As a % of total Shares held(b)	No. (a)		As a % of total Shares held(b)
								Class eg: X	Class eg: y	Total								
(I)	(II)	(III)	(IV)	(V)	(VI)	(VII) = (VIII) As a	(IX)			(X)	(XI) = (VII) x (X)	(XII)	(XIII)	(XIV)				
(A)	Promoter & Promoter Group	14	66323340	0	0	66323340	58.6235	66323340	0	66323340	58.6235	0	0.0000	0	0.0000	66323340		
(B)	Public	1319	46811110	0	0	46811110	41.3765	46811110	0	46811110	41.3765	0	0.0000	NA	NA	34096890		
(C)	Non Promoter - Non Public				0				0				0.0000	NA	NA			
(C1)	Shares Underlying DRs	0	0	0	0	0	0.0000	0	0	0	0.0000	0	0.0000	NA	NA	0		
(C2)	Shares Held By Employee Trust	0	0	0	0	0	0.0000	0	0	0	0.0000	0	0.0000	NA	NA	0		
	Total	1333	113134450	0	0	113134450	100.0000	113134450	0	113134450	100.0000	0	0.0000	0	0.0000	100420230		

GENERATED ON :01/04/2017 NSDL : 31/03/2017 CDSL :31/03/2017



SMC Global Securities Limited

Table II - Statement showing shareholding pattern of the Promoter and Promoter Group

Category & Name of the shareholders	PAN	Nos. of shareholders	No. of fully paid up equity shares held	Partly paid-up equity shares held	No. of shares underlying Depository Receipts	Total nos. shares held	Shareholding % calculated as per SCRR, 1957 As a % of (A+B+C2)	Number of Voting Rights held in each class of securities			No. of Shares Underlying Outstanding convertible securities (including Warrants)	Shareholding, as a % assuming full conversion of convertible securities (as a percentage of diluted share capital)	Number of Locked in shares		Number of Shares pledged or otherwise encumbered		Number of equity shares held in dematerialised form
								No of Voting Rights					No. (a)	As a % of total Shares held(b)	No. (a)	As a % of total Shares held(b)	
								Class eg: X	Class eg: y	Total as a % of (A+B+C)							
(I)	(II)	(III)	(IV)	(V)	(VI)	(VII) = (VIII) As a % of (A+B+C2)	(IX)	(X)	(XI) = (VII)+(X) As a % of (A+B+C2)	(XII)	(XIII)	(XIV)	(XV)				
1 Indian																	
(a) Individuals / Hindu Undivided Family		10	40718670	0	0	40718670	35.9914	40718670	0	40718670	35.9914	0	0.0000	0	0.0000	40718670	
Mahesh C Gupta	AAAPG3736D	1	10248500	0	0	10248500	9.0587	10248500	0	10248500	9.0587	0	0.0000	0	0.0000	10248500	
Subhash Chand Aggarwal	AAJPA9387K	1	10095500	0	0	10095500	8.9235	10095500	0	10095500	8.9235	0	0.0000	0	0.0000	10095500	
Hemlata Aggarwal	ADFPA3940D	1	7720550	0	0	7720550	6.8242	7720550	0	7720550	6.8242	0	0.0000	0	0.0000	7720550	
Sushma Gupta	AAKPG3437B	1	7566550	0	0	7566550	6.6881	7566550	0	7566550	6.6881	0	0.0000	0	0.0000	7566550	
Ginni Devi	AKCPD5847Q	1	2200000	0	0	2200000	1.9446	2200000	0	2200000	1.9446	0	0.0000	0	0.0000	2200000	
Madan Gopal Aggarwal	AISPA7827P	1	984000	0	0	984000	0.8698	984000	0	984000	0.8698	0	0.0000	0	0.0000	984000	
Ajay Gang	ABXPA2346P	1	841600	0	0	841600	0.7439	841600	0	841600	0.7439	0	0.0000	0	0.0000	841600	
Damodar Krishan Aggarwal	AAEPA9441R	1	781970	0	0	781970	0.6912	781970	0	781970	0.6912	0	0.0000	0	0.0000	781970	
Anurag Bansal	AAAPB5180A	1	250000	0	0	250000	0.2210	250000	0	250000	0.2210	0	0.0000	0	0.0000	250000	
Archana Aggarwal		1	30000	0	0	30000	0.0265	30000	0	30000	0.0265	0	0.0000	0	0.0000	30000	
(b) Central Government / State		0	0	0	0	0	0.0000	0	0	0.0000	0	0.0000	0	0.0000	0	0	
(c) Financial Institutions / Banks		0	0	0	0	0	0.0000	0	0	0.0000	0	0.0000	0	0.0000	0	0	
(d) Any Other (Specify)		4	25604670	0	0	25604670	22.6321	25604670	0	25604670	22.6321	0	0.0000	0	0.0000	25604670	
Bodies Corporate		4	25604670	0	0	25604670	22.6321	25604670	0	25604670	22.6321	0	0.0000	0	0.0000	25604670	
Asm Pipes Private Limited	AAGCA0304C	1	18667140	0	0	18667140	16.5000	18667140	0	18667140	16.5000	0	0.0000	0	0.0000	18667140	
Pulin Investments Pvt. Ltd.	AADCP2350G	1	5095860	0	0	5095860	4.5043	5095860	0	5095860	4.5043	0	0.0000	0	0.0000	5095860	
Jai Ambey Share Broking Ltd.	AAACA7691N	1	1616670	0	0	1616670	1.4290	1616670	0	1616670	1.4290	0	0.0000	0	0.0000	1616670	
Smc Share Brokers Ltd.	AAACS0580Q	1	225000	0	0	225000	0.1989	225000	0	225000	0.1989	0	0.0000	0	0.0000	225000	
Sub Total (A)(1)		14	66323340	0	0	66323340	58.6235	66323340	0	66323340	58.6235	0	0.0000	0	0.0000	66323340	
2 Foreign																	
(a) Individuals (Non-Resident Individuals / Foreign Individuals)		0	0	0	0	0	0.0000	0	0	0.0000	0	0.0000	0	0.0000	0	0	
(b) Government		0	0	0	0	0	0.0000	0	0	0.0000	0	0.0000	0	0.0000	0	0	
(c) Institutions		0	0	0	0	0	0.0000	0	0	0.0000	0	0.0000	0	0.0000	0	0	
(d) Foreign Portfolio Investor		0	0	0	0	0	0.0000	0	0	0.0000	0	0.0000	0	0.0000	0	0	
(e) Any Other (Specify)		0	0	0	0	0	0.0000	0	0	0.0000	0	0.0000	0	0.0000	0	0	
Sub Total (A)(2)		0	0	0	0	0	0.0000	0	0	0.0000	0	0.0000	0	0.0000	0	0	
Total Shareholding Of Promoter And Promoter Group (A) = (A)(1)+(A)(2)		14	66323340	0	0	66323340	58.6235	66323340	0	66323340	58.6235	0	0.0000	0	0.0000	66323340	

Details of Shares which remain unclaimed may be given hear along with details such as number of shareholders, outstanding shares held in demat/unclaimed suspense account, voting rights which are frozen etc.

- Note :
- (1) PAN would not be displayed on website of Stock Exchange(s)
 - (2) The term 'Encumbrance' has the same meaning as assigned under regulation 28(3) of SEBI (Substantial Acquisition of Shares and Takeovers) Regulations, 2011.



SIMC Global Securities Limited

Table III - Statement showing shareholding pattern of the Public shareholder

Category & Name of the shareholders	PAN	Nos. of shareholders	No. of fully paid up equity shares held	Partly paid-up equity shares held	No. of shares underlying Depository Receipts	Total nos. shares held	Shareholding % calculated as per SCRR, 1957 As a % of (A+B+C2)	Number of Voting Rights held in each class of securities			No. of Shares Underlying convertible securities (including Warrants)	Shareholding, as a % assuming full conversion of convertible securities (as a percentage of diluted share capital)	Number of Locked In shares		Number of Shares pledged or otherwise encumbered		Number of equity shares held in dematerialised form	
								Class eg: X	Class eg: y	Total			No. (a)	As a % of total Shares held(b)	No. (a)	As a % of total Shares held(b)		
(I)	(II)	(III)	(IV)	(V)	(VI)	(VII) = (IV) + (V) + (VI)	(VIII) As a % of (VII)	(IX)	(X)	(XI)	(XII) = (VIII) + (XI) As a % of (VII)	(XIII)	(XIV)	(XV)	(XVI)	(XVII)	(XVIII)	
1 Institutions																		
(a) Mutual Fund		0	0	0	0	0	0.0000	0	0	0	0.0000	0	0.0000	0	0.0000	NA	NA	0
(b) Venture Capital Funds		0	0	0	0	0	0.0000	0	0	0	0.0000	0	0.0000	0	0.0000	NA	NA	0
(c) Alternate Investment Funds		0	0	0	0	0	0.0000	0	0	0	0.0000	0	0.0000	0	0.0000	NA	NA	0
(d) Foreign Venture Capital Investors		0	0	0	0	0	0.0000	0	0	0	0.0000	0	0.0000	0	0.0000	NA	NA	0
(e) Foreign Portfolio Investor		0	0	0	0	0	0.0000	0	0	0	0.0000	0	0.0000	0	0.0000	NA	NA	0
(f) Financial Institutions / Banks		0	0	0	0	0	0.0000	0	0	0	0.0000	0	0.0000	0	0.0000	NA	NA	0
(g) Insurance Companies		0	0	0	0	0	0.0000	0	0	0	0.0000	0	0.0000	0	0.0000	NA	NA	0
(h) Provident Funds/ Pension Funds		0	0	0	0	0	0.0000	0	0	0	0.0000	0	0.0000	0	0.0000	NA	NA	0
(i) Any Other (Specify)		0	0	0	0	0	0.0000	0	0	0	0.0000	0	0.0000	0	0.0000	NA	NA	0
Sub Total (B)(1)		0	0	0	0	0	0.0000	0	0	0	0.0000	0	0.0000	0	0.0000	NA	NA	0
2 Central Government/ State Government(s)/ President of India																		
Sub Total (B)(2)		0	0	0	0	0	0.0000	0	0	0	0.0000	0	0.0000	0	0.0000	NA	NA	0
3 Non-Institutions																		
(a) Individuals																		
i. Individual shareholders holding nominal share capital up to Rs. 2 lakhs.																		
		1205	3527695	0	0	3527695	3.1181	3527695	0	3527695	3.1181	0	3.1181	0	0.0000	NA	NA	2600035
ii. Individual shareholders holding nominal share capital in excess of Rs. 2 lakhs.																		
		14	1544310	0	0	1544310	1.3650	1544310	0	1544310	1.3650	0	1.3650	0	0.0000	NA	NA	1404310
(b) NBFCs registered with RBI		0	0	0	0	0	0.0000	0	0	0	0.0000	0	0.0000	0	0.0000	NA	NA	0
(c) Employee Trusts		0	0	0	0	0	0.0000	0	0	0	0.0000	0	0.0000	0	0.0000	NA	NA	0
(d) Overseas Depositories(holding DRs) (balancing figure)																		
		0	0	0	0	0	0.0000	0	0	0	0.0000	0	0.0000	0	0.0000	NA	NA	0
(e) Any Other (Specify)																		
Hindu Undivided Family		50	937970	0	0	937970	0.8291	937970	0	937970	0.8291	0	0.8291	0	0.0000	NA	NA	937970
Foreign Companies		6	23846625	0	0	23846625	21.0781	23846625	0	23846625	21.0781	0	21.0781	0	0.0000	NA	NA	12238065
Millennium Investment And Acquisition Co Inc	AAFCM336		6492000	0	0	6492000	5.7383	6492000	0	6492000	5.7383	0	5.7383	0	0.0000	NA	NA	0
Sanlam International Investment Partners Limited	AAACMS871		5783720	0	0	5783720	5.1123	5783720	0	5783720	5.1123	0	5.1123	0	0.0000	NA	NA	5783720
Millennium India Acquisition Company Inc	AAFCM336		4271000	0	0	4271000	3.7752	4271000	0	4271000	3.7752	0	3.7752	0	0.0000	NA	NA	4271000
Sanlam International Investment	AAACMS871		3676870	0	0	3676870	3.2500	3676870	0	3676870	3.2500	0	3.2500	0	0.0000	NA	NA	0
Cresta Fund Ltd	AAACC2634		2181345	0	0	2181345	1.9281	2181345	0	2181345	1.9281	0	1.9281	0	0.0000	NA	NA	2181345
Millennium Investment And Acquisition Co Inc	AAFCM336		1441690	0	0	1441690	1.2743	1441690	0	1441690	1.2743	0	1.2743	0	0.0000	NA	NA	0
Non Resident Indians (Non Repat)		1	20000	0	0	20000	0.0177	20000	0	20000	0.0177	0	0.0177	0	0.0000	NA	NA	20000
Non Resident Indians (Repatri)		2	351000	0	0	351000	0.3103	351000	0	351000	0.3103	0	0.3103	0	0.0000	NA	NA	351000
Bodies Corporate		41	16583510	0	0	16583510	14.6582	16583510	0	16583510	14.6582	0	14.6582	0	0.0000	NA	NA	16547510
Signature Global (India) Pvt Limited	AAACCR3807		8063000	0	0	8063000	7.1269	8063000	0	8063000	7.1269	0	7.1269	0	0.0000	NA	NA	8063000
Bennett, Coleman And Company Limited	AAACB4373		4335390	0	0	4335390	3.8321	4335390	0	4335390	3.8321	0	3.8321	0	0.0000	NA	NA	4335390
Agbros Polymers Lip	ABGFA1194		1583340	0	0	1583340	1.3995	1583340	0	1583340	1.3995	0	1.3995	0	0.0000	NA	NA	1583340
Svan Securities Pvt. Ltd.	AAACS4001		1135670	0	0	1135670	1.0038	1135670	0	1135670	1.0038	0	1.0038	0	0.0000	NA	NA	1135670
Sub Total (B)(3)		1319	46811110	0	0	46811110	41.3765	46811110	0	46811110	41.3765	0	41.3765	0	0.0000	NA	NA	34096890
Total Public Shareholding (B) ¹																		
(B)(1)+(B)(2)+(B)(3)		1319	46811110	0	0	46811110	41.3765	46811110	0	46811110	41.3765	0	41.3765	0	0.0000	NA	NA	34096890


Details of the shareholders acting as persons in Concert including their Shareholding (No. and %):

No. of shareholders	No. of

Details of Shares which remain unclaimed may be given here along with details such as number of shareholders, outstanding shares held in demat/unclaimed suspense account, voting rights which are frozen etc.

Note:

- (1) PAN would not be displayed on website of Stock Exchange(s).
- (2) The above format needs to disclose name of all holders holding more than 1% of total number of shares
- (3) W.r.t. the information pertaining to Depository Receipts, the same may be disclosed in the respective columns to the extent information available and the balance to be disclosed as held by custodian.



SMC Global Securities Limited

Table IV - Statement showing shareholding pattern of the Non Promoter- Non Public shareholder

Category & Name of the shareholders	PAN	Nos. of shareholders	No. of fully paid up equity shares held	Partly paid-up equity shares held	No. of shares underlying Depository Receipts	Total nos. shares held	Shareholding % calculated as per SCRR, 1957 As a % of (A+B+C2)	Number of Voting Rights held in each class of securities			No. of Shares Underlying Outstanding convertible securities (including Warrants)	Shareholding, as a % assuming full conversion of convertible securities (as a percentage of diluted share capital)	Number of Locked in shares		Number of Shares pledged or otherwise encumbered		Number of equity shares held in dematerialised form	
								No of Voting Rights					No. (a)	As a % of total Shares held(b)	No. (a)	As a % of total Shares held(b)		
								Class eg: X	Class eg: y	Total								
(i)	(ii)	(iii)	(iv)	(v)	(vi)	(vii) =	(viii) As a %	(ix)			(x)	(xi) = (viii) + (x)	(xii)	(xiii)	(xiv)	(xv)		
1 Custodian/DR Holder		0	0	0	0	0	0.0000	0	0	0	0.0000	0	0.0000	0	0.0000	NA	NA	0
2 Employee Benefit Trust (under SEBI (Share based Employee Benefit) Regulations, 2014)		0	0	0	0	0	0.0000	0	0	0	0.0000	0	0.0000	0	0.0000	NA	NA	0
Total Non-Promoter- Non Public Shareholding (C)= (C1)+(C2)		0	0	0	0	0	0.0000	0	0	0	0.0000	0	0.0000	0	0.0000	NA	NA	0

Note :

- (1) PAN would not be displayed on website of Stock Exchange(s).
- (2) The above format needs to disclose name of all holders holding more than 1% of total number of shares
- (3) W.r.t. the information pertaining to Depository Receipts, the same may be disclosed in the respective columns to the extent information available and the balance to be disclosed as held by custodian.

GENERATED ON :01/04/2017 NSDL : 31/03/2017 CDSL : 31/03/2017

