



Moneywise. Be wise.

## SMC GLOBAL SECURITIES LIMITED

Member: NSE • BSE • MSE • NCDEX • ICEX • MCX

Clearing & Trading Member : Cash, F&O, Currency, Debt & Commodity

SEBI Regn. No. : INZ 000199438 • Research Analyst No. : INH100001849 • Investment Adviser No. : INA100012491

Regd. Office : 11/6B, Shanti Chamber, Pusa Road, New Delhi-110005

Ph : +91-11-30111000, 40753333 Fax : +91-11-25754365 • CIN No. : L74899DL1994PLC063609

E-mail : smc@smcindiaonline.com Website : www.smcindiaonline.com

**Date: 19<sup>th</sup> June, 2021**

To,

<b>Listing Operations</b> <b>BSE Limited, P J Towers,</b> <b>Daal Street,</b> <b>Mumbai -400001, India</b>  <b>Scrip Code: 543263</b>	<b>Listing Department</b> <b>National Stock Exchange of</b> <b>India Limited</b> <b>Exchange Plaza, C-1, Block G,</b> <b>Bandra Kurla Complex,</b> <b>Bandra</b>  <b>(E) Mumbai – 400051</b>  <b>Symbol: SMCGLOBAL</b>	<b>Listing Department,</b> <b>Calcutta Stock Exchange</b> <b>Limited</b> <b>7, Lyons Range, Dalhousie</b> <b>Kolkata – 700001, West</b> <b>Bengal</b>  <b>Scrip Code: 029186</b>
--	---	---

**Sub.- Audited Financial Results for the Quarter and year ended 31<sup>st</sup> March, 2021 together with Declaration on unmodified opinion of Auditors.**

In pursuance of the provisions of regulation 33(3) of the SEBI (LODR) Regulations, 2015, please find attached herewith the following documents:

1. Audited Financial Results (Standalone as well as Consolidated) for the Quarter and Year ended 31<sup>st</sup> March, 2021 accompanied with the Auditors' report.
2. Statement of Assets & Liabilities (Standalone as well as Consolidated).
3. Cash Flow (Standalone as well as Consolidated)
4. Declaration required under the provision to regulation 33(3)(d) declaring that Audit report has unmodified opinion.

This is for your information and record.

**Thanking you,**  
**For SMC Global Securities Limited**

**(Suman Kumar)**  
**E.V.P. (Corporate Affairs), Company Secretary & Compliance Officer**  
**(Membership No. F5824)**



MUMBAI OFFICE : A Wing, 401/402, Lotus Corporate Park, Graham Firth Steel Compound, Off Western Express Highway, Jay Coach Signal, Goregaon East  
Mumbai-400063 Ph : +91-22-67341600, 66481818 Fax : +91-22-67341697 E-mail : smcmumbai@smcindiaonline.com

KOLKATA OFFICE: 18, Rabindra Sarani, Poddar Court, Gate No. 4, 5th Floor, Kolkata - 700001 Ph : +91-33-66127000 Fax : +91-33-66127004  
E-mail : smckolkata@smcindiaonline.com



**Independent Auditor's Report****To The Board of Directors of SMC Global Securities Limited****Report on the audit of the Standalone Financial Results****Opinion**

1. We have audited the accompanying statement of quarterly and year to date standalone financial results of **SMC Global Securities Limited** ("the Company") for the quarter and year ended 31<sup>st</sup> March 2021 ("the Statement"), attached herewith, being submitted by the Company pursuant to the requirement of Regulations 33 of the SEBI (Listing Obligations and Disclosure Requirements) Regulations, 2015, as amended (the "listing regulations").
2. In our opinion and to the best of our information and according to the explanations given to us, the statement:
  - a. is presented in accordance with the requirements of Listing Regulation in this regard ; and
  - b. gives a true and fair view in conformity with the applicable Indian Accounting Standards and other accounting principles generally accepted in India , of the net profit, other comprehensive income and other financial information of the Company for the quarter and year ended March 31, 2021.

**Basis for Opinion**

3. We conducted our audit in accordance with the Standards on Auditing ('SAs') specified under section 143(10) of the Companies Act 2013, as amended ("the Act"). Our responsibilities under those standards are further described in the "Auditor's Responsibilities for the Audit of the Standalone Financial Results" section of our report. We are independent of the Company in accordance with the Code of Ethics issued by the Institute of Chartered Accountants of India ('the ICAI') together with the ethical requirements that are relevant to our audit of the financial statements under the provisions of the Act and the Rules there under, and we have fulfilled our other ethical responsibilities in accordance with these requirements and the Code of Ethics. We believe that the audit evidence obtained by us is sufficient and appropriate to provide a basis for our opinion.

**Management's Responsibilities for the Standalone Financial Results**

4. This Statement has been prepared on the basis of the standalone annual financial statements. The Company's Board of Directors is responsible for the preparation and presentation of the Statement that gives a true and fair view of the net profit and other comprehensive income and other financial information of the Company in accordance with the accounting principles generally accepted in India, including Ind AS prescribed under Section 133 of the Act, read with relevant rules issued there under and other accounting principles generally accepted in India, and in compliance with Regulation 33 of the Listing Regulations. This responsibility also includes maintenance of adequate accounting records in accordance with the provisions of the Act for safeguarding of the assets of the Company and for preventing and detecting frauds and other irregularities; selection and application of appropriate

accounting policies; making judgments and estimates that are reasonable and prudent; and design, implementation and maintenance of adequate internal financial controls that were operating effectively for ensuring the accuracy and completeness of the accounting records, relevant to the preparation and presentation of the Statement that gives a true and fair view and is free from material misstatement, whether due to fraud or error.

5. In preparing the Statement the Board of Directors is responsible for assessing the Company's ability to continue as going concern, disclosing as applicable matters related to going concern and using the going concern basis of accounting unless the Board of Directors either intends to liquidate the company or to cease operations, or has no realistic alternative but to do so.
6. The Board of Directors is also responsible for overseeing the Company's financial reporting process

#### **Auditor's Responsibilities for the Audit of the standalone Financial Statement**

7. Our objectives are to obtain reasonable assurance about whether the Statement as a whole is free from material misstatement, whether due to fraud or error, and to issue an auditor's report that includes our opinion. Reasonable assurance is a high level of assurance but is not a guarantee that an audit conducted in accordance with Standards on Auditing, specified under section 143(10) of the Act, will always detect a material misstatement when it exists. Misstatements can arise from fraud or error and are considered material if, individually or in the aggregate, they could reasonably be expected to influence the economic decisions of users taken on the basis of this Statement.
8. As part of an audit in accordance with the Standards on Auditing, we exercise professional judgment and maintain professional skepticism throughout the audit. We also:
  - Identify and assess the risks of material misstatement of the Statement, whether due to fraud or error, design and perform audit procedures responsive to those risks, and obtain audit evidence that is sufficient and appropriate to provide a basis for our opinion. The risk of not detecting a material misstatement resulting from fraud is higher than for one resulting from error, as fraud may involve collusion, forgery, intentional omissions, misrepresentations, or the override of internal control.
  - Obtain an understanding of internal control relevant to the audit in order to design audit procedures that are appropriate in the circumstances. Under Section 143(3) (i) of the Act, we are also responsible for expressing our opinion on whether the Company has in place an adequate internal financial controls system over financial reporting and the operating effectiveness of such controls.
  - Evaluate the appropriateness of accounting policies used and the reasonableness of accounting estimates and related disclosures made by the management.
  - Conclude on the appropriateness of the management's use of the going concern basis of accounting and, based on the audit evidence obtained, whether a material uncertainty exists related to events or conditions that may cast significant doubt on the Company's ability to continue as a going concern. If we conclude that a material uncertainty exists, we are required to draw attention in our auditor's report to the related disclosures in the Statement or, if such disclosures are inadequate, to modify our opinion. Our conclusions are based on the audit evidence obtained up to the date of our auditor's report. However, future events or conditions may cause the Company to cease to continue as a going concern.
  - Evaluate the overall presentation, structure and content of the Statement, including the disclosures, and whether the Statement represents the underlying transactions and events in a manner that achieves fair presentation.


9. We communicate with those charged with governance regarding, among other matters, the planned scope and timing of the audit and significant audit findings, including any significant deficiencies in internal control that we identify during our audit.
10. We also provide those charged with governance with a statement that we have complied with relevant ethical requirements regarding independence, and to communicate with them all relationships and other matters that may reasonably be thought to bear on our independence, and where applicable, related safeguards.

**Other Matter**

11. The Statement includes the financial results for the quarter ended 31 March 2021, being the balancing figures between the audited figures in respect of the full financial year and the published unaudited year-to-date figures up to the third quarter of the current financial year, which were subject to limited review by us.

For R Gopal & Associates  
Chartered Accountants  
Firm Registration No.:000846C

VIKASH  
AGGARWAL



Vikash Aggarwal  
Partner

Membership No. 519574  
UDIN: 21519574AAAADI2888  
Place: New Delhi  
Date: 07.06.2021


<b>SMC GLOBAL SECURITIES LIMITED</b> CIN: 174899011994PLC063602 REGD. OFFICE: 11/6-B, Shanti Chamber, Pusa Road, New Delhi-110005 Statement of consolidated / standalone audited results for the quarter and year ended March 31, 2021 (₹ in Lakhs)											
Sr. No.	Particulars	Consolidated					Standalone				
		Quarter Ended		Year Ended			Quarter Ended		Year Ended		
		March 31, 2021 (Audited)	December 31, 2020 (Unaudited)	March 31, 2020 (Audited)	March 31, 2021 (Audited)	March 31, 2020 (Audited)	March 31, 2021 (Audited)	December 31, 2020 (Unaudited)	March 31, 2020 (Audited)	March 31, 2021 (Audited)	March 31, 2020 (Audited)
1	<b>Income</b>										
	(A) Revenue from operations										
	Fee and commission income	16,674.27	15,494.52	12,411.50	56,185.78	46,934.64	8,650.23	6,777.62	5,969.89	29,087.00	
	Interest income	4,495.09	4,042.80	3,099.26	15,201.40	14,950.98	2,223.13	1,798.88	1,356.09	7,028.89	
	Dividend income	7.24	804.19	18.92	821.34	78.03	7.23	804.19	18.76	821.31	
	Net gain on proprietary trading	4,850.43	3,251.73	4,325.26	17,085.88	15,889.15	4,034.35	2,293.08	3,597.99	12,360.44	
	<b>Total revenue from operations</b>	<b>26,027.03</b>	<b>23,593.24</b>	<b>19,854.94</b>	<b>89,294.40</b>	<b>77,852.80</b>	<b>14,914.94</b>	<b>11,673.77</b>	<b>10,942.73</b>	<b>49,297.64</b>	
	(B) Other income	259.75	89.92	194.13	864.52	560.65	958.97	235.63	770.37	2,157.57	
	<b>Total revenue (1A+1B)</b>	<b>26,286.78</b>	<b>23,683.16</b>	<b>20,049.07</b>	<b>90,158.92</b>	<b>78,413.45</b>	<b>15,873.91</b>	<b>11,909.40</b>	<b>11,713.10</b>	<b>51,455.21</b>	
2	<b>Expenses</b>										
	(A) Fees and commission expense	13,116.92	12,804.09	10,016.59	44,576.64	38,176.30	6,678.74	5,241.76	5,102.46	22,648.79	
	(B) Employee benefits expenses	4,672.25	4,319.45	4,869.93	17,649.09	18,185.03	2,944.90	2,619.47	2,786.83	10,898.10	
	(C) Finance cost	1,364.83	1,095.98	1,150.86	4,235.90	5,991.55	903.41	705.05	825.87	2,800.75	
	(D) Depreciation and amortisation expenses	576.82	421.77	541.64	1,797.93	1,920.83	413.40	264.42	363.68	1,181.53	
	(E) Impairment on financial instruments	1,189.03	397.57	721.05	2,605.30	1,267.57	100.60	(34.92)	41.89	259.91	
	(F) Other expenses	1,469.47	1,551.63	1,700.79	5,774.09	8,356.90	778.73	1,021.80	967.03	3,784.48	
	<b>Total expenses (2A+2B+2C+2D+2E+2F)</b>	<b>22,389.32</b>	<b>20,590.49</b>	<b>19,000.86</b>	<b>76,638.95</b>	<b>73,898.18</b>	<b>11,819.78</b>	<b>9,817.58</b>	<b>10,087.76</b>	<b>41,525.19</b>	
3	Profit before share of profit/(loss) of joint venture and tax (1-2)	3,897.46	3,092.67	1,048.21	13,519.97	4,515.27	4,054.13	2,091.82	1,625.34	9,881.65	
4	Share of (loss) in joint venture	73.33	-	(0.75)	73.32	(0.76)	-	-	-	-	
5	Profit before exceptional items and tax (3+4)	3,970.79	3,092.67	1,047.46	13,593.29	4,514.51	4,054.13	2,091.82	1,625.34	9,881.65	
6	Exceptional items	-	-	-	-	-	-	-	-	-	
7	Profit before tax (5-6)	3,970.79	3,092.67	1,047.46	13,593.29	4,514.51	4,054.13	2,091.82	1,625.34	9,881.65	
8	Tax expenses (including deferred tax)	734.22	978.26	502.74	3,585.85	2,128.34	676.56	774.16	367.74	2,857.74	
9	Profit after tax (7-8)	3,236.57	2,114.41	544.72	10,007.44	2,386.17	3,377.57	1,317.66	1,257.60	7,013.91	
10	<b>Other comprehensive income</b>										
	(A) Items that will not be reclassified subsequently to profit or (loss)										
	Remeasurement of the net defined benefit liability / asset	688.27	(72.80)	(273.20)	496.05	(278.93)	533.70	(64.90)	(233.13)	339.00	
	Tax effect of items that will not be reclassified subsequently to profit and loss	(183.97)	19.00	92.59	(126.98)	100.93	(134.28)	16.32	81.46	(85.32)	
	(B) Items that will be reclassified subsequently to profit or (loss)										
	Fair value changes on investments	136.03	(314.32)	(673.68)	661.18	(850.63)	35.76	195.25	(442.13)	641.94	
	Tax effect of items that will be reclassified subsequently to profit and loss	(69.86)	23.76	104.30	(167.10)	130.62	(57.58)	(33.49)	77.25	(161.56)	
	Exchange differences on translating foreign operations	38.67	(42.31)	179.78	(97.72)	266.81	-	-	-	-	
	<b>Total other comprehensive income for the period (10A+10B)</b>	<b>609.14</b>	<b>(386.65)</b>	<b>(570.27)</b>	<b>765.43</b>	<b>(631.20)</b>	<b>377.60</b>	<b>113.18</b>	<b>(516.55)</b>	<b>734.06</b>	
11	<b>Total comprehensive income for the period (9+10)</b>	<b>3,845.71</b>	<b>1,727.76</b>	<b>(25.55)</b>	<b>10,772.87</b>	<b>1,754.97</b>	<b>3,755.17</b>	<b>1,430.84</b>	<b>741.05</b>	<b>7,747.97</b>	
12	<b>Net Profit attributable to:</b>										
	Owners of the equity	3,230.27	2,113.00	540.87	9,993.30	2,360.33	3,377.57	1,317.66	1,257.60	7,013.91	
	Non controlling interest	6.30	1.41	3.85	14.14	25.84	-	-	-	-	
13	<b>Total comprehensive income attributable to:</b>										
	Owners of the equity	3,835.59	1,738.17	(23.82)	10,758.11	1,736.28	3,755.17	1,430.84	741.05	7,747.97	
	Non controlling interest	10.12	(10.41)	(1.73)	14.76	18.69	-	-	-	-	
14	<b>Paid up equity share capital (Face Value of ₹ 2 each)</b>	<b>2,262.69</b>	<b>2,262.69</b>	<b>2,262.69</b>	<b>2,262.69</b>	<b>2,262.69</b>	<b>2,262.69</b>	<b>2,262.69</b>	<b>2,262.69</b>	<b>2,262.69</b>	
15	<b>Reserves excluding revaluation reserves</b>				<b>75,008.19</b>	<b>65,879.22</b>				<b>64,884.43</b>	
16	<b>Earnings per share (EPS) (in ₹)</b>										
	(a) Basic EPS	2.86	1.87	0.48	8.85	2.11	2.99	1.16	1.11	6.20	
	(b) Diluted EPS	2.86	1.87	0.48	8.85	2.11	2.99	1.16	1.11	6.20	


**Notes:**


- The above audited results have been reviewed and recommended by the Audit Committee and approved by the Board of Directors at its meeting held on Monday, the 7th day of June, 2021. The results have been audited by the Statutory Auditors of the Company and have issued unqualified report.
- The financial results have been prepared in accordance with the Indian Accounting Standards ('Ind AS') prescribed under Section 133 of the Companies Act, 2013 read with Companies (Indian Accounting Standards) Rules as amended from time to time.
- The Board has proposed and recommended the final dividend for FY 2020-21 @ 40% i.e. ₹ 0.80 per equity shares of the face value of ₹ 2/- each amounting to ₹ 905.08 lakhs to its equity shareholders, (subject to approval of the shareholders in the ensuing Annual General Meeting) in addition to interim dividend @60% paid during the FY 2020-21, this makes the total dividend @100% i.e., ₹ 2/- per equity share.
- The company has subscribed 35,00,000 Equity Shares of ₹ 10/- each of Moneywise Finvest Limited (wholly owned subsidiary of the company) at ₹ 10/- per share amounting to ₹ 3,50,00,000.
- The company elected to exercise the option permitted under section 115BAA of the Income-tax Act, 1961 as introduced by the Taxation Laws (Amendment) Ordinance, 2019. The Company accordingly has recognized Provision for Income Tax for the year ended March 31, 2021 and re-measured its Deferred Tax Assets on the basis the rate prescribed in the said section. The impact of this change has been recognized in the Statement of Profit & Loss including write off of deferred tax assets relating to earlier years of ₹ 353.84 lakhs and MAT Credit of ₹ 478.90 lakhs. However, the above MAT Credit would be utilised to settle tax liabilities pertaining to past periods, if any.
- COVID-19 pandemic, globally and in India, is causing significant disturbances in economic and business activities. Management has assessed the potential impact of COVID-19 based on the current circumstances and expects no significant impact on the continuity of operations of the business on long term basis / on financial position etc.
- The equity shares of the company got listed on National Stock Exchange ("NSE") and Bombay Stock Exchange ("BSE") with effect from February 24, 2021.
- The figures for quarter ended March 31, 2021 and March 31, 2020 represents the balance between audited financials in respect of full financial year and those published till the third quarter of the respective financial years.
- Previous quarter/year ended figures have been regrouped/reclassified wherever necessary to confirm to the current quarter/year end presentation.

Place : New Delhi  
Date : June 7, 2021

For and on behalf of the Board

  
**S. C. Aggarwal**  
 (Chairman & Managing Director)  
 (DIN : 00003267)


  
**Mahesh C. Gupta**  
 (Vice Chairman & Managing Director)  
 (DIN : 00003082)


  
**Vinod Kumar Jamar**  
 (Group CFO)


**SMC GLOBAL SECURITIES LIMITED**  
**STANDALONE STATEMENT OF ASSETS AND LIABILITIES**

Particulars	As at March 31, 2021	(₹ in Lakhs)
	(Audited)	As at March 31, 2020 (Audited)
<b>Assets</b>		
<b>Financial assets</b>		
Cash and cash equivalents	2,753.22	16,702.31
Other bank balances		39,519.25
Receivables	1,00,853.46	
Trade receivables		
Other receivables	22,053.20	16,961.29
Loans	450.00	568.62
Investments	1,282.61	1,259.72
Other financial assets	48,407.13	44,004.19
	8,322.27	13,112.60
<b>Non-financial assets</b>		
Inventories	1,317.48	-
Current tax assets (net)	1,626.09	1,605.38
Deferred tax assets (net)	795.49	1,836.72
Property, plant and equipment	2,095.10	2,316.06
Right to use asset	2,636.42	2,429.91
Other intangible assets	83.32	86.85
Intangible work-in-progress	-	38.98
Other non-financial assets	1,372.95	
<b>Total assets</b>	<b>1,94,048.74</b>	<b>1,41,530.45</b>
<b>Liabilities and equity</b>		
<b>Liabilities</b>		
<b>Financial liabilities</b>		
<b>Payables</b>		
<b>Trade payables</b>		
- to micro and small enterprises		
- to other than micro and small enterprises	37,638.69	29,523.24
<b>Other payables</b>		
- to micro and small enterprises	-	-
- to other than micro and small enterprises	148.87	212.87
<b>Lease liabilities</b>	2,466.03	2,112.91
<b>Debt securities</b>	-	366.18
<b>Borrowings</b>	23,811.84	6,152.80
<b>Other financial liabilities</b>	60,711.93	40,239.81
<b>Non-financial liabilities</b>		
<b>Provisions</b>	1,281.34	1,348.25
<b>Other non-financial liabilities</b>	842.92	546.11
<b>Equity</b>		
<b>Equity share capital</b>	2,262.69	2,262.69
<b>Other equity</b>	64,884.43	58,765.59
<b>Total liabilities and equity</b>	<b>1,94,048.74</b>	<b>1,41,530.45</b>

Place : New Delhi  
Date : June 7, 2021

  
S.C. Aggarwal  
(Chairman & Managing Director)  
(DIN : 00003267)

  
Mahesh C. Gupta  
(Vice Chairman & Managing Director)  
(DIN : 00003082)

For and on Behalf of the Board  
  
Vinod Kumar Jamar  
(Group CFO)

**SMC GLOBAL SECURITIES LIMITED**  
**STANDALONE STATEMENT OF CASH FLOWS**

Particulars	(₹ In Lakhs)	
	For the year ended March 31, 2021 (Audited)	For the year ended March 31, 2020 (Audited)
<b>Cash flows from operating activities:</b>		
Profit after tax	7,013.91	2,973.14
<b>Adjustments to reconcile net profit to net cash provided by operating activities:</b>		
Tax expense	2,867.74	782.14
Depreciation, amortization and impairment	625.38	843.51
Depreciation on lease assets	556.15	545.10
Interest expense	2,510.22	4,063.26
Finance charges on lease	290.53	208.48
Dividend income	(825.04)	(1,391.30)
Interest income other than from revenue from operation	(627.80)	(1,228.66)
Allowance for impairment of trade receivables	240.81	(114.39)
Allowance for impairment of loans	16.00	7.82
Allowance for impairment of deposits	2.70	(0.24)
Allowance for impairment of other financial asset	0.40	-
Rent income	(165.03)	(165.58)
Net loss/profit on derecognition of property, plant and equipment	(28.11)	(15.18)
Net gain/loss on the investments	(103.70)	9.19
Exchange difference on conversion of foreign currency monetary items	4.17	(13.55)
<b>Operating profit before working capital changes</b>	<b>12,378.33</b>	<b>6,503.74</b>
<b>Changes in assets and liabilities</b>		
Other bank balances	(61,334.21)	2,164.54
Trade receivables	(5,332.71)	54,525.99
Other receivables	115.92	(408.93)
Loans	(38.89)	7,303.97
Inventories	(1,317.48)	592.59
Investments carried at fair value through profit and loss	(3,260.00)	11,367.70
Other financial assets	4,789.93	(2,176.03)
Other non-financial assets	(284.31)	778.43
Trade payables	8,115.45	9,394.64
Other payables	(64.00)	(51.46)
Other financial liabilities	20,444.28	(19,533.86)
Other non-financial liabilities	286.14	(112.88)
Provisions	272.10	202.51
<b>Cash (used in) / generated from operations</b>	<b>(25,229.45)</b>	<b>70,550.95</b>
Income taxes paid (net of refund)	(2,094.15)	(792.10)
<b>Net cash (used in) / generated from operating activities</b>	<b>(27,323.60)</b>	<b>69,758.85</b>
	(A)	
<b>Cash flows from Investing activities:</b>		
Purchase of property, plant and equipment including intangible assets	(423.00)	(437.79)
Sale of property, plant and equipment including intangible assets	89.23	35.37
Addition to right to use - lease asset	(762.66)	(2,975.01)
Interest received	627.80	1,228.66
Dividend received	824.98	1,392.42
Rent received	165.03	165.58
<b>Payments to acquire financial assets:</b>		
Equity instruments	(2,148.28)	(3,875.13)
Equity instruments of subsidiary	(700.00)	(7,250.00)
Preference instruments of subsidiary	(1,000.00)	-
Debt instrument	(2,704.00)	(6,000.00)
Mutual funds	(202.99)	(648.83)
<b>Proceeds on sale of financial assets</b>		
Equity instruments	1,809.40	3,743.96
Debt instrument	4,344.00	4,096.00
Mutual funds	204.56	814.19
<b>Net cash generated / (used in) from Investing activities</b>	<b>124.07</b>	<b>(9,710.58)</b>
	(B)	

P. J. T. A. C. Q.

**SMC GLOBAL SECURITIES LIMITED**  
**STANDALONE STATEMENT OF CASH FLOWS**




Particulars	₹ in Lakhs	
	For the year ended March 31, 2021 (Audited)	For the year ended March 31, 2020 (Audited)
<b>Cash flows from financing activities:</b>		
Payment of dividends (net of unclaimed dividend)	(1,618.46)	(1,358.38)
Addition to lease liabilities	755.86	2,975.01
Repayment of lease liabilities	(693.26)	(1,070.58)
Payment of interest	(2,482.39)	(4,102.43)
Proceeds from borrowings (net)	17,659.04	(45,328.03)
Proceeds from debt securities	(366.18)	233.08
Net cash generated / (used in) from financing activities	13,254.61	(48,651.33)
Net (decrease) / increase in cash and cash equivalents	(13,944.92)	11,396.94
Effect of change in exchange rate on foreign operations and foreign currency monetary items	(4.17)	13.55
Cash and cash equivalents at the beginning of the year	16,702.31	5,291.82
Cash and cash equivalents at the end of the year	2,753.22	16,702.31

**Notes :**

1. The above statement of cash flows has been prepared under the "Indirect Method" as set out in Ind AS - 7 notified u/s 133 of the Companies Act, 2013.
2. Interest expense includes other borrowing cost.
3. Figures in brackets indicate cash outflow.

Place : New Delhi  
Date : June 7, 2021

For and on Behalf of the Board

		
S.C. Aggarwal (Chairman & Managing Director) (DIN : 00003267)	Mahesh C. Gupta (Vice Chairman & Managing Director) (DIN : 00003082)	Vinod Kumar Jamar (Group CFO)



**SMC GLOBAL SECURITIES LIMITED**  
**STANDALONE STATEMENT OF CASH FLOWS**

Particulars	(' in Lakhs)
	For the period October 31, 2020 to March 31, 2021
<b>Cash flows from operating activities:</b>	
Profit after tax	4,695.23
<b>Adjustments to reconcile net profit to net cash provided by operating activities:</b>	
Tax expense	1,450.72
Depreciation, amortization and impairment	341.58
Depreciation on lease assets	336.24
Interest expense	1,405.90
Finance charges on lease	202.56
Dividend Income	(572.82)
Interest Income other than from revenue from operation	(310.59)
Allowance for impairment of trade receivables	45.83
Allowance for impairment of loans	16.96
Allowance for impairment of deposits	2.88
Rent Income	(102.91)
Net loss/profit on derecognition of property, plant and equipment	7.83
Net gain/loss on the investments	(174.32)
Exchange difference on conversion of foreign currency monetary items	0.65
<b>Operating profit before working capital changes</b>	<b>7,345.74</b>
<b>Changes in assets and liabilities</b>	
Other bank balances	(12,954.13)
Trade receivables	(8,407.27)
Other receivables	24.19
Loans	1,978.55
Inventories	(689.44)
Investments carried at fair value through profit and loss	570.54
Other financial assets	(222.01)
Other non-financial assets	(485.84)
Trade payables	2,559.04
Other payables	(39.88)
Other financial liabilities	2,258.86
Other non-financial liabilities	13.20
Provisions	43.36
<b>Cash generated / (used in) from operations</b>	<b>(8,005.09)</b>
Income taxes paid (net of refund)	(1,529.06)
<b>Net cash generated / (used in) from operating activities</b>	<b>(9,534.15)</b>
	(A)
<b>Cash flows from Investing activities:</b>	
Purchase of property, plant and equipment including intangible assets	(269.82)
Sale of property, plant and equipment including intangible assets	6.74
Addition to right to use - lease asset	(797.31)
Interest received	310.59
Dividend received	798.60
Rent received	102.91
<b>Payments to acquire financial assets</b>	
Equity instruments	(1,524.57)
Equity instruments of subsidiary	(350.00)
Preference instrument of subsidiary	(1,000.00)
Debt instrument	(2,704.00)
Mutual funds	(202.99)
<b>Proceeds on sale of financial assets</b>	
Equity instruments	1,281.30
Debt instrument	2,508.00
Mutual funds	114.74
<b>Net cash (used in) / generated from Investing activities</b>	<b>(1,725.81)</b>
	(B)

*P. S. T.*

*DL*

*Q*

**SMC GLOBAL SECURITIES LIMITED**  
**STANDALONE STATEMENT OF CASH FLOWS**

Particulars	(` in Lakhs)	
	For the period October 31, 2020 to	
	March 31, 2021	
<b>Cash flows from financing activities:</b>		
Payment of dividends (net of unclaimed dividend)		(1,351.53)
Addition to lease liabilities		330.30
Repayment of lease liabilities		-
Payment of interest		(1,402.08)
Proceeds / (repayment) from borrowings (net)		12,645.73
Proceeds / (repayment) from debt securities (net)		-
<b>Net cash (used in) / generated from financing activities</b>	<b>(C)</b>	<b>10,222.42</b>
<b>Net increase in cash and cash equivalents</b>	<b>(A+B+C)</b>	<b>(1,037.54)</b>
Effect of change in exchange rate on foreign operations and foreign currency monetary items		(0.65)
Cash and cash equivalents at the beginning of the year		3,791.40
<b>Cash and cash equivalents at the end of the year</b>		<b>2,753.22</b>

**Notes :**

1. The above statement of cash flows has been prepared under the "Indirect Method" as set out in Ind AS - 7 notified u/s 133 of the Companies Act,
2. Interest expense includes other borrowing cost.
3. Figures in brackets indicate cash outflow.
4. The significant accounting policies and notes to the financial statements (Refer note no. 1 - 40) form an integral part of the standalone financial statements.



**Independent Auditor's Report****To The Board of Directors of SMC Global Securities Limited****Report on the audit of the Consolidated Financial Results****Opinion**

1. We have audited the accompanying statement of quarterly and year to date consolidated financial results of **SMC Global Securities Limited** ("the Company"), its subsidiaries (together referred to as " the Group" ) and its joint venture for the quarter and year ended 31<sup>st</sup> March 2021 ("the Statement") attached herewith, being submitted by the Holding Company pursuant to the requirements of Regulation 33 of the SEBI (Listing Obligations and Disclosure Requirements) Regulations, 2015, as amended ("listing regulations").
2. In our opinion and to the best of our information and according to the explanations given to us and based on the consideration of the reports of other auditors on separate audited financial statements of the subsidiaries and joint venture which includes

**List of Subsidiaries**

SMC Comtrade Limited, Moneywise Financial Services Private Limited, SMC Comex International DMCC, SMC Capitals Limited, SMC Real Estate Advisors Private Limited , Moneywise Finvest Limited, SMC Investments and Advisors Limited, SMC Global IFSC Private Limited and SMC Global USA Inc.

**Joint Venture**

SMC & IM Capitals Investment Managers LLP

- a. is presented in accordance with the requirements of Listing Regulation in this regard ; and
- b. gives a true and fair view in conformity with the applicable Indian Accounting Standards and other accounting principles generally accepted in India , of the consolidated net profit, other comprehensive income and other financial information of the group and its joint venture for the quarter and year ended March 31, 2021.

**Basis for Opinion**

3. We conducted our audit in accordance with the Standards on Auditing ('SAs') specified under section 143(10) of the Act. Our responsibilities under those standards are further described in the Auditor's Responsibilities for the Audit of the Statement section of our report. We are independent of the Group, and joint venture, in accordance with the Code of Ethics issued by the Institute of Chartered Accountants of India ('the ICAI') together with the ethical requirements that are relevant to our audit of the financial statements under the provisions of the Act, and the rules there under, and we have fulfilled our other ethical responsibilities in accordance with these requirements and the Code of Ethics. We believe that the audit evidence obtained by us and that obtained by the other auditors in terms of their reports referred to in paragraph 13 of the Other Matter section below, is sufficient and appropriate to provide a basis for our opinion.

#### **Management's Responsibilities for the Consolidated Financial Results**

4. The Statement, which is the responsibility of the Holding Company's management and has been approved by the Holding Company's Board of Directors, has been prepared on the basis of the consolidated annual financial statements. The Holding Company's Board of Directors is responsible for the preparation and presentation of the Statement that gives a true and fair view of the consolidated net profit and other comprehensive income, and their financial information of the Group including its joint venture in accordance with the accounting principles generally accepted in India, including the Ind AS prescribed under section 133 of the Act, read with relevant rules issued there under and other accounting principles generally accepted in India and in compliance with Regulation 33 of the Listing Regulations.
5. The Holding Company's Board of Directors is also responsible for ensuring accuracy of records including financial information considered necessary for the preparation of the Statement. Further, in terms of the provisions of the Act, the respective Board of Directors/ management of the companies included in the Group and its joint venture, are responsible for maintenance of adequate accounting records in accordance with the provisions of the Act, for safeguarding of the assets of the Group, and its joint venture, and for preventing and detecting frauds and other irregularities; selection and application of appropriate accounting policies; making judgments and estimates that are reasonable and prudent; and design, implementation and maintenance of adequate internal financial controls, that were operating effectively, for ensuring the accuracy and completeness of the accounting records, relevant to the preparation and presentation of the financial results, that give a true and fair view and are free from material misstatement, whether due to fraud or error. These financial results have been used for the purpose of preparation of the Statement by the Directors of the Holding Company, as aforesaid.
6. In preparing the Statement, the respective Board of Directors of the companies included in the Group and of its joint venture, are responsible for assessing the ability of the Group and of its joint venture, to continue as a going concern, disclosing, as applicable, matters related to going concern and using the going concern basis of accounting, unless the respective Board of Directors/ management either intends to liquidate the Group or to cease operations, or has no realistic alternative but to do so.
7. The respective Board of Directors/ management of the companies included in the Group and joint venture, are responsible for overseeing the financial reporting process of the companies included in the Group and joint venture.

#### **Auditor's Responsibilities for the Audit of the Consolidated Financial Results**

8. Our objectives are to obtain reasonable assurance about whether the Statement as a whole is free from material misstatement, whether due to fraud or error, and to issue an auditor's report that includes our opinion. Reasonable assurance is a high level of assurance but is not a guarantee that an audit conducted in accordance with Standards on Auditing, specified under section 143(10) of the Act, will always detect a material misstatement, when it exists. Misstatements can arise from fraud or error, and are considered material if, individually, or in the aggregate, they could reasonably be expected to influence the economic decisions of users taken on the basis of this Statement.
9. As part of an audit in accordance with the Standards on Auditing, we exercise professional judgment and maintain professional skepticism throughout the audit. We also:

- Identify and assess the risks of material misstatement of the Statement, whether due to fraud or error, design and perform audit procedures responsive to those risks, and obtain audit evidence that is sufficient and appropriate to provide a basis for our opinion. The risk of not detecting a material misstatement resulting from fraud is higher than for one resulting from error, as fraud may involve collusion, forgery, intentional omissions, misrepresentations, or the override of internal control.
  - Obtain an understanding of internal control relevant to the audit in order to design audit procedures that are appropriate in the circumstances, Under section 143(3) (i) of the Act, we are also responsible for expressing our opinion on whether the Group, and its joint venture (covered under the Act) have adequate internal financial controls system in place and the operating effectiveness of such controls.
  - Evaluate the appropriateness of accounting policies used and the reasonableness of accounting estimates and related disclosures made by the management.
  - Conclude on the appropriateness of management's use of the going concern basis of accounting and, based on the audit evidence obtained, whether a material uncertainty exists related to events or conditions that may cast significant doubt on the ability of the Group and its joint venture, to continue as a going concern. If we conclude that a material uncertainty exists, we are required to draw attention in our auditor's report to the related disclosures in the Statement or, if such disclosures are inadequate, to modify our opinion. Our conclusions are based on the audit evidence obtained up to the date of our auditor's report. However, future events or conditions may cause the Group and its joint venture to cease to continue as a going concern.
  - Evaluate the overall presentation, structure and content of the Statement, including the disclosures, and whether the Statement represents the underlying transactions and events in a manner that achieves fair presentation.
  - Obtain sufficient appropriate audit evidence regarding the financial results/ financial information/ financial statements of the entities within the Group, and its joint venture, to express an opinion on the Statement. We are responsible for the direction, supervision and performance of the audit of financial information of such entities included in the Statement, of which we are the independent auditors. For the other entities included in the Statement, which have been audited by the other auditors, such other auditors remain responsible for the direction, supervision and performance of the audits carried out by them. We remain solely responsible for our audit opinion.
10. We communicate with those charged with governance of the Holding Company and such other entities included in the Statement, of which we are the independent auditors, regarding, among other matters, the planned scope and timing of the audit and significant audit findings, including any significant deficiencies in internal control that we identify during our audit.
  11. We also provide those charged with governance with a statement that we have complied with relevant ethical requirements regarding independence, and to communicate with them all relationships and other matters that may reasonably be thought to bear on our independence, and where applicable, related safeguards.
  12. We also performed procedures in accordance with SEBI Circular CIR/CFD/CMD1/44/2019 dated 29 March 2019, issued by the SEBI under Regulation 33 (8) of the Listing Regulations, to the extent applicable.

## Other Matters

13. The accompanying statement includes the audited financial results / statements and other financial information, in respect of :-


One subsidiary whose financial statements reflect the total assets of Rs 9,807.80 lakhs as at 31.03.2021, total revenue of Rs 7,303.26 lakhs and Rs 24,563.10 lakhs and net profit after tax of Rs 260.64 lakhs and 585.47 lakhs for the quarter and year ended 31.03.2021 respectively as considered in the statement which has been audited by us.

9 subsidiaries and 1 joint venture whose financial statements reflect the total assets of Rs 83,793.25 lakhs as at 31.03.2021, total revenue of Rs 4,316.21 lakhs and Rs 16,869.41 lakhs and net profit after tax of Rs 146.06 lakhs and 3,200.06 lakhs for the quarter and year ended 31.03.2021 respectively and the financial result of 1 joint venture which reflect groups share of net profit of Rs 73.33 lakhs and Rs 73.32 lakhs for the quarter and year ended 31.03.2021 respectively. These Financial Statements have been audited by other auditors whose audit reports have been furnished to us by the management and our opinion in so far as it relates to the amount and disclosures included in respect of these subsidiaries / joint venture is based solely on the audit reports of such other auditors. Our opinion is not modified in respect of this matter.

14. The Statement includes the consolidated financial results for the quarter ended 31 March 2021, being the balancing figures between the audited consolidated figures in respect of the full financial year and the published unaudited year-to-date consolidated figures up to the third quarter of the current financial year, which were subject to limited review by us.

For R Gopal & Associates  
Chartered Accountants  
Firm Registration No.:000846C

VIKASH  
AGGARWAL



Vikash Aggarwal

Partner

Membership No. 519574

UDIN: 21519574AAAADJ7293

Place: New Delhi

Date: 07.06.2021


SMC GLOBAL SECURITIES LIMITED CIN : L74999DL1994PLC063609 REGD. OFFICE: 11/5-B, Shanti Chamber, Pusa Road, New Delhi-110005 Statement of consolidated / standalone audited results for the quarter and year ended March 31, 2021											
Sr. No.	Particulars	Consolidated					Standalone				
		Quarter Ended		Year Ended			Quarter Ended		Year Ended		
		March 31, 2021 (Audited)	December 31, 2020 (Unaudited)	March 31, 2020 (Audited)	March 31, 2021 (Audited)	March 31, 2020 (Audited)	March 31, 2021 (Audited)	December 31, 2020 (Unaudited)	March 31, 2020 (Audited)	March 31, 2021 (Audited)	March 31, 2020 (Audited)
1	Income										
	(A) Revenue from operations										
	Fee and commission income	16,674.27	15,494.52	12,411.50	56,185.78	46,934.64	8,650.23	6,777.62	5,969.89	29,087.00	22,495.06
	Interest income	4,495.09	4,042.80	3,099.26	15,201.40	14,950.98	2,223.13	1,798.88	1,356.09	7,028.89	6,237.15
	Dividend income	7.24	804.19	18.92	821.34	78.03	7.23	804.19	18.76	821.31	77.79
	Net gain on proprietary trading	4,850.43	3,251.73	4,325.26	17,085.88	15,889.15	4,034.35	2,293.08	3,597.99	12,360.44	13,375.16
	Total revenue from operations	26,027.03	23,593.24	19,854.94	89,294.40	77,852.80	14,914.94	11,673.77	10,942.73	49,297.64	42,185.16
	(B) Other Income	259.75	89.92	194.13	864.52	560.65	958.97	235.63	770.37	2,157.57	3,105.31
	Total revenue (1A+1B)	26,286.78	23,683.16	20,049.07	90,158.92	78,413.45	15,873.91	11,909.40	11,713.10	51,455.21	45,290.47
2	Expenses										
	(A) Fees and commission expense	13,116.92	12,804.09	10,016.59	44,576.64	38,176.30	6,678.74	5,241.76	5,102.46	22,648.79	20,257.61
	(B) Employee benefits expenses	4,672.25	4,319.45	4,869.93	17,649.09	18,185.03	2,944.90	2,618.47	2,786.83	10,898.10	10,499.51
	(C) Finance cost	1,364.83	1,095.98	1,150.86	4,235.90	5,991.55	903.41	705.05	825.87	2,800.75	4,271.74
	(D) Depreciation and amortisation expenses	576.82	421.77	541.64	1,797.93	1,920.83	413.40	264.42	363.68	1,181.53	1,388.61
	(E) Impairment on financial instruments	1,189.03	397.57	721.05	2,605.30	1,267.57	100.60	(34.92)	41.89	259.91	(106.81)
	(F) Other expenses	1,469.47	1,551.63	1,700.79	5,774.09	8,356.90	778.73	1,021.80	967.03	3,784.48	5,224.53
	Total expenses (2A+2B+2C+2D+2E+2F)	22,389.32	20,590.49	19,000.86	76,638.95	73,898.18	11,819.78	9,817.58	10,087.76	41,579.56	41,535.19
3	Profit before share of profit/(loss) of joint venture and tax (1-2)	3,897.46	3,092.67	1,048.21	13,519.97	4,515.27	4,054.13	2,091.82	1,625.34	9,881.65	3,755.28
4	Share of (loss) in joint venture	73.33	-	(0.75)	73.32	(0.76)	-	-	-	-	-
5	Profit before exceptional items and tax (3+4)	3,970.79	3,092.67	1,047.46	13,593.29	4,514.51	4,054.13	2,091.82	1,625.34	9,881.65	3,755.28
6	Exceptional items	-	-	-	-	-	-	-	-	-	-
7	Profit before tax (5-6)	3,970.79	3,092.67	1,047.46	13,593.29	4,514.51	4,054.13	2,091.82	1,625.34	9,881.65	3,755.28
8	Tax expenses (including deferred tax)	734.22	978.26	502.74	3,585.85	2,128.34	676.56	774.16	367.74	2,867.74	782.14
9	Profit after tax (7-8)	3,236.57	2,114.41	544.72	10,007.44	2,386.17	3,377.57	1,317.66	1,257.60	7,013.91	2,973.14
10	Other comprehensive income										
	(A) Items that will not be reclassified subsequently to profit or (loss)										
	Remeasurement of the net defined benefit liability / asset	688.27	(72.80)	(279.20)	496.05	(278.93)	533.70	(64.90)	(233.13)	339.00	(259.60)
	Tax effect of items that will not be reclassified subsequently to profit and loss	(183.97)	19.00	92.53	(126.98)	100.93	(134.28)	16.32	81.46	(85.32)	90.71
	(B) Items that will be reclassified subsequently to profit or (loss)										
	Fair value changes on investments	196.03	(314.32)	(673.68)	661.18	(850.63)	35.76	195.25	(442.13)	641.94	(535.32)
	Tax effect of items that will be reclassified subsequently to profit and loss	(69.86)	23.78	104.30	(167.10)	130.62	(57.58)	(33.49)	77.25	(161.56)	93.53
	Exchange differences on translating foreign operations	38.67	(42.31)	179.78	(97.72)	266.81	-	-	-	-	-
	Total other comprehensive income for the period (10A+10B)	609.14	(386.65)	(570.27)	765.43	(631.20)	377.60	113.18	(516.55)	794.06	(610.68)
11	Total comprehensive income for the period (9+10)	3,845.71	1,727.76	(25.55)	10,772.87	1,754.97	3,755.17	1,430.84	741.05	7,747.97	2,362.46
12	Net Profit attributable to:										
	Owners of the equity	3,230.27	2,113.00	540.87	9,993.30	2,360.33	3,377.57	1,317.66	1,257.60	7,013.91	2,973.14
	Non controlling interest	6.30	1.41	3.85	14.14	25.84	-	-	-	-	-
13	Total comprehensive income attributable to:										
	Owners of the equity	3,835.59	1,738.17	(23.82)	10,758.11	1,736.28	3,755.17	1,430.84	741.05	7,747.97	2,362.46
	Non controlling interest	10.12	(10.41)	(1.73)	14.76	18.69	-	-	-	-	-
14	Paid up equity share capital (Face Value of ₹ 2 each)	2,262.69	2,262.69	2,262.69	2,262.69	2,262.69	2,262.69	2,262.69	2,262.69	2,262.69	2,262.69
15	Reserves excluding revaluation reserves				75,008.19	65,879.22				64,884.43	58,765.59
16	Earnings per share (EPS) (In ₹)										
	(a) Basic EPS	2.86	1.87	0.48	8.85	2.11	2.99	1.16	1.11	6.20	2.63
	(b) Diluted EPS	2.86	1.87	0.48	8.85	2.11	2.99	1.16	1.11	6.20	2.63


Notes :


- The above audited results have been reviewed and recommended by the Audit Committee and approved by the Board of Directors at its meeting held on Monday, the 7th day of June, 2021. The results have been audited by the Statutory Auditors of the Company and have issued unqualified report.
- The financial results have been prepared in accordance with the Indian Accounting Standards (Ind AS) prescribed under Section 133 of the Companies Act, 2013 read with Companies (Indian Accounting Standards) Rules as amended from time to time.
- The Board has proposed and recommended the final dividend for FY 2020-21 @ 40% i.e. ₹ 0.80 per equity shares of the face value of ₹ 2/- each amounting to ₹ 905.08 lakhs to its equity shareholders, (subject to approval of the shareholders in the ensuing Annual General Meeting) in addition to interim dividend @ 60% paid during the FY 2020-21, this makes the total dividend @ 100% i.e., ₹ 2/- per equity share.
- The company has subscribed 35,00,000 Equity Shares of ₹ 10/- each of Moneywise Finvest Limited (wholly owned subsidiary of the company) at ₹ 10/- per share amounting to ₹ 3,50,00,000.
- The company elected to exercise the option permitted under section 115BAA of the Income-tax Act, 1961 as introduced by the Taxation Laws (Amendment) Ordinance, 2019. The Company accordingly has recognized Provision for Income Tax for the year ended March 31, 2021 and re-measured its Deferred Tax Assets on the basis the rate prescribed in the said section. The impact of this change has been recognized in the Statement of Profit & Loss including write off of deferred tax assets relating to earlier years of ₹ 353.84 lakhs and MAT Credit of ₹ 478.90 lakhs. However, the above MAT Credit would be utilised to settle tax liabilities pertaining to past periods, if any.
- COVID-19 pandemic, globally and in India, is causing significant disturbance in economic and business activities. Management has assessed the potential impact of COVID-19 based on the current circumstances and expects no significant impact on the continuity of operations of the business on long term basis / on financial position etc.
- The equity shares of the company got listed on National Stock Exchange ("NSE") and Bombay Stock Exchange ("BSE") with effect from February 24, 2021.
- The figures for quarter ended March 31, 2021 and March 31, 2020 represents the balance between audited financials in respect of full financial year and those published till the third quarter of the respective financial years.
- Previous quarter/year ended figures have been regrouped/reclassified wherever necessary to confirm to the current quarter/year end presentation.

Place : New Delhi  
Date : June 7, 2021

For and on behalf of the Board

  
**S. C. Aggarwal**  
 (Chairman & Managing Director)  
 (DIN : 00003267)

  
**Mahesh C. Gupta**  
 (Vice Chairman & Managing Director)  
 (DIN : 00003082)

  
**Vinod Kumar Jamar**  
 (Group CFO)

**SMC GLOBAL SECURITIES LIMITED**

CIN : L74899DL1994PLC063609

Regd. Office: 11/6-B, Shanti Chamber, Pusa Road, New Delhi-110005

Consolidated audited segment results for the quarter and year ended March 31, 2021

(₹ In Lakhs)

S. No.	Particulars	Quarter Ended			Year Ended	
		March 31, 2021 (Audited)	December 31, 2020 (Unaudited)	March 31, 2020 (Audited)	March 31, 2021 (Audited)	March 31, 2020 (Audited)
	<b>Primary Segment-Business</b>					
1	<b>Segment Revenue</b>					
	(1) Broking, distribution and trading	17,838.24	13,835.39	13,159.29	60,111.22	50,846.04
	(2) Insurance broking services	7,303.26	8,077.60	5,927.76	24,563.10	22,535.22
	(3) Financing activities	2,327.72	2,235.30	1,764.28	8,213.40	8,782.42
	<b>Total</b>	<b>27,469.22</b>	<b>24,148.29</b>	<b>20,851.33</b>	<b>92,887.72</b>	<b>82,163.68</b>
	Less: Inter Segment Revenue	1,182.44	465.13	802.26	2,728.80	3,750.23
	<b>Income From Operation and Other Income</b>	<b>26,286.78</b>	<b>23,683.16</b>	<b>20,049.07</b>	<b>90,158.92</b>	<b>78,413.45</b>
2	<b>Segment Results Profit/(Loss) before exceptional items and tax and interest from each segment</b>					
	(1) Broking, distribution and trading	4,477.93	3,114.18	1,751.09	13,837.70	5,206.04
	(2) Insurance broking services	133.67	96.14	200.28	639.19	1,513.17
	(3) Financing activities	724.02	978.33	246.95	3,352.30	3,786.85
	<b>Total</b>	<b>5,335.62</b>	<b>4,188.65</b>	<b>2,198.32</b>	<b>17,829.19</b>	<b>10,506.06</b>
	Less: Interest	1,364.83	1,095.98	1,150.86	4,235.90	5,991.55
	<b>Total Profit/(Loss) Before Tax</b>	<b>3,970.79</b>	<b>3,092.67</b>	<b>1,047.46</b>	<b>13,593.29</b>	<b>4,514.51</b>
3	<b>Segment Assets</b>					
	(1) Broking, distribution and trading	1,80,088.43	1,79,225.99	1,30,222.78	1,80,088.43	1,30,222.78
	(2) Insurance broking services	9,192.89	10,822.45	9,396.65	9,192.89	9,396.65
	(3) Financing activities	58,980.80	65,748.62	51,811.63	58,980.80	51,811.63
	Less : Inter Segment Assets	(12,695.80)	(19,061.05)	(7,755.80)	(12,695.80)	(7,755.80)
	<b>Total Segment Assets</b>	<b>2,35,566.32</b>	<b>2,36,736.01</b>	<b>1,83,675.26</b>	<b>2,35,566.32</b>	<b>1,83,675.26</b>
4	<b>Segment Liabilities</b>					
	(1) Broking, distribution and trading	1,43,867.86	1,45,826.36	1,02,724.88	1,43,867.86	1,02,724.88
	(2) Insurance broking services	4,792.95	6,034.49	4,594.29	4,792.95	4,594.29
	(3) Financing activities	25,449.38	32,331.95	19,887.27	25,449.38	19,887.27
	Less : Inter Segment Liabilities	(12,644.30)	(18,987.77)	(7,683.06)	(12,644.30)	(7,683.06)
	<b>Total Segment Liabilities</b>	<b>1,61,465.89</b>	<b>1,65,205.03</b>	<b>1,19,523.38</b>	<b>1,61,465.89</b>	<b>1,19,523.38</b>

**Notes :**

- In accordance with IND AS-108 "Operating Segment", the company on standalone basis has only one reportable segment i.e "Broking, distribution and trading". However in consolidation the Chief Operating & Decision Maker (CODM) has reviewed and decided to change the reportable segments to "Broking, distribution and trading", "Insurance broking services" and "Financing activities".
- The segment "Broking, distribution and trading" primarily comprises of brokerage on dealing in shares, commodities, currency derivatives and other securities on behalf of customers; proprietary trading in shares, commodities, currency derivatives and other securities; clearing services, depository services rendered as depository participant, distribution of third party financial products, portfolio and wealth management services, mortgage and loan advisory, real estate broking and investment banking services.
- Insurance broking services primarily comprises of insurance broking business.
- Financing activities primarily comprises of business of providing loans.
- Previous quarter/year ended figures have been regrouped/reclassified wherever necessary to confirm to the current quarter/year end presentation.

Place : New Delhi

Date : June 7, 2021

  
S. C. Aggarwal  
(Chairman & Managing Director)

(DIN : 00003267)

  
Mahesh C. Gupta  
(Vice Chairman & Managing Director)

(DIN : 00003082)

For and on behalf of the Board

  
Vinod Kumar Jamar  
(Group CFO)



**SMC GLOBAL SECURITIES LIMITED**  
**CONSOLIDATED STATEMENT OF CASH FLOWS**

Particulars	(₹ In Lakhs)	
	For the year ended March 31, 2021 (Audited)	For the year ended March 31, 2020 (Audited)
<b>Cash flow from operating activities:</b>		
Profit after tax	10,007.44	2,386.17
<b>Adjustments to reconcile net profit to net cash provided by operating activities:</b>		
Tax expense	3,585.85	2,128.34
Depreciation, amortization and Impairment	949.94	1,121.97
Depreciation on lease assets	847.99	798.86
Interest expense	3,840.42	5,691.67
Finance charges on lease	395.48	299.88
Dividend income	(19.55)	(18.84)
Interest income other than financing business	(135.18)	(62.49)
Allowance for impairment of trade receivables	476.32	13.53
Allowance for impairment of loans	2,125.88	1,254.28
Allowance for impairment of deposits	3.10	(0.24)
Rent Income	-	(63.34)
Net loss/(profit) on derecognition of property, plant and equipment	(29.18)	(4.88)
Net gain on the derecognition of investment	(94.80)	(83.22)
Exchange difference on conversion of foreign currency monetary items	3.64	(13.55)
<b>Operating profit before working capital changes</b>	<b>21,957.35</b>	<b>13,448.14</b>
<b>Changes in assets and liabilities</b>		
Other bank balances	(62,563.26)	2,724.70
Trade receivables	(2,040.93)	51,396.74
Other receivables	6.27	(468.21)
Loans	(9,391.81)	5,851.78
Investment carried at fair value through profit and loss	(2,947.10)	11,237.06
Security receipts of trust held under securitisation business	824.61	(1,190.65)
Inventories	(1,318.06)	592.59
Other financial assets	4,209.88	(5,267.72)
Other non-financial assets	(635.23)	288.72
Trade payables	(367.47)	17,642.51
Other payables	(228.18)	892.25
Other financial liabilities	14,965.26	(14,603.85)
Other non-financial liabilities	537.19	(97.64)
Provisions	169.68	491.38
<b>Cash generated from operations</b>	<b>(36,821.80)</b>	<b>82,937.80</b>
Income taxes paid (net of refund)	(2,150.20)	(2,431.88)
<b>Net cash generated / (used in) by operating activities</b> (A)	<b>(38,972.00)</b>	<b>80,505.92</b>
<b>Cash flow from investing activities:</b>		
Expenditure on property, plant and equipment including intangible assets	(715.74)	(838.79)
Sale proceeds on property, plant and equipment including intangible assets	128.96	11.25
Addition to right to use - lease asset	(464.79)	(4,657.42)
Interest received	135.18	62.49
Dividend received	19.48	19.95
Rent received	-	63.34
Acquisition of assets held for sale	-	170.03
Change in investment in joint venture	(73.33)	(3.70)
<b>Payments to acquire financial assets</b>		
Equity instruments	(2,097.38)	(4,349.73)
Mutual funds	(202.99)	(648.83)
<b>Proceeds on sale of financial assets</b>		
Equity instruments	1,906.49	4,334.98
Mutual funds	204.56	814.19
<b>Net cash (used in) investing activities</b> (B)	<b>(1,159.56)</b>	<b>(5,022.24)</b>

P. J. T.


D. L. S.


Particulars	For the year ended	
	March 31, 2021	March 31, 2020
	(Audited)	(Audited)
<b>Cash flow from financing activities:</b>		
Payment of dividend	(1,618.46)	(1,690.41)
Payment of Interest	(3,728.31)	(5,701.39)
Addition to lease liabilities	266.97	4,778.34
Repayment of lease liabilities	(877.91)	(1,478.36)
(Repayment)/Proceeds from borrowings (net)	19,999.60	(55,834.04)
Proceeds from debt securities	7,363.82	329.08
<b>Net cash (used in) / generated from financing activities</b>	<b>(C)</b>	<b>(59,596.78)</b>
<b>Net increase in cash and cash equivalents</b>	<b>(A+B+C)</b>	<b>15,886.90</b>
Effect of change in exchange rate on foreign operations and foreign currency monetary items	(101.36)	280.36
Adjustment on account of change in minority interest	(19.38)	(7.15)
Cash and cash equivalents at the beginning of the year	23,302.88	7,142.77
<b>Cash and cash equivalents at the end of the year</b>	<b>4,456.27</b>	<b>23,302.88</b>


**Note :**

1. The above statement of cash flows has been prepared under the "Indirect Method" as set out in Ind AS - 7 notified u/s 133 of the Companies Act, 2013.
2. Interest expense includes other borrowing cost.
3. Figures in brackets indicate cash outflow.

Place : New Delhi  
Date : June 7, 2021


  
S.C. Aggarwal  
(Chairman &  
Managing Director)  
(DIN : 00003267)

For and on Behalf of the Board  
  
Mahesh C. Gupta  
(Vice Chairman &  
Managing Director)  
(DIN : 00003082)

  
Vinod Kumar Jamar  
(Group CFO)

**SMC GLOBAL SECURITIES LIMITED**  
**CONSOLIDATED STATEMENT OF CASH FLOWS**

Particulars	(₹ In Lakhs)
	For the period October 31, 2020 to March 31, 2021
<b>Cash flow from operating activities:</b>	
Profit after tax	5,350.98
<b>Adjustments to reconcile net profit to net cash provided by operating activities:</b>	
Tax expense	1,712.48
Depreciation, amortization and Impairment	523.89
Depreciation on lease assets	474.70
Interest expense	2,203.72
Finance charges on lease	257.09
Dividend Income	(9.64)
Interest income other than financing business	(59.79)
Allowance for impairment of trade receivables	172.57
Allowance for impairment of loans	1,411.15
Allowance for impairment of deposits	2.48
Net loss/(profit) on derecognition of property, plant and equipment	7.80
Net gain on the derecognition of investment	(83.82)
Exchange difference on conversion of foreign currency monetary items	4.16
<b>Operating profit before working capital changes</b>	<b>11,967.77</b>
<b>Changes in assets and liabilities</b>	
Other bank balances	(13,166.08)
Trade receivables	(5,201.53)
Other receivables	(58.14)
Loans	(7,432.56)
Investment carried at fair value through profit and loss	763.60
Security receipts of trust held under securitisation business	460.35
Inventories	(690.02)
Other financial assets	(2,116.65)
Other non-financial assets	(823.34)
Trade payables	(3,200.42)
Other payables	210.71
Other financial liabilities	4,414.01
Other non-financial liabilities	494.75
Provisions	(184.11)
<b>Cash generated from operations</b>	<b>(14,561.66)</b>
Income taxes paid (net of refund)	(1,985.44)
<b>Net cash generated / (used in) by operating activities</b>	<b>(A) (16,547.10)</b>
<b>Cash flow from investing activities:</b>	
Expenditure on property, plant and equipment including intangible assets	(331.35)
Sale proceeds on property, plant and equipment including intangible assets	(141.15)
Addition to right to use - lease asset	(711.11)
Interest received	59.80
Dividend received	9.57
Change in investment in joint venture	(73.34)
<b>Payments to acquire financial assets</b>	
Equity Instruments	(1,325.58)
Mutual funds	(202.99)
<b>Proceeds on sale of financial assets</b>	
Equity Instruments	1,140.26
Mutual funds	114.74
<b>Net cash (used in) Investing activities</b>	<b>(B) (1,461.15)</b>





## Particulars

For the period October 31,  
2020 to March 31, 2021**Cash flow from financing activities:**

Payment of dividend		(1,618.46)
Payment of interest		(2,040.82)
Addition to lease liabilities		806.07
Repayment of lease liabilities		(877.91)
(Repayment)/Proceeds from borrowings (net)		14,748.17
Proceeds from debt securities		4,998.00
<b>Net cash (used in) / generated from financing activities</b>	<b>(C)</b>	<b>16,015.05</b>
<b>Net increase in cash and cash equivalents</b>	<b>(A+B+C)</b>	<b>(1,993.20)</b>
Effect of change in exchange rate on foreign operations and foreign currency monetary items		(7.80)
Adjustment on account of change in minority interest		(19.38)
Cash and cash equivalents at the beginning of the year		6,476.65
<b>Cash and cash equivalents at the end of the year</b>		<b>4,456.27</b>

**Note :**

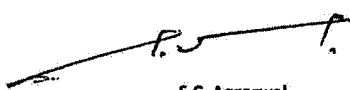
1. The above statement of cash flows has been prepared under the "Indirect Method" as set out in Ind AS - 7 notified u/s 133 of the Companies Act, 2013.
2. Interest expense includes other borrowing cost.
3. Figures in brackets indicate cash outflow.







**SMC GLOBAL SECURITIES LIMITED**  
**CONSOLIDATED STATEMENT OF ASSETS AND LIABILITIES**

Particulars	₹ In Lakhs)	
	As at March 31, 2021 (Audited)	As at March 31, 2020 (Audited)
<b>Assets</b>		
<b>Financial assets</b>		
Cash and cash equivalents	4,456.27	23,302.88
Other bank balance	1,04,742.35	42,179.09
Receivables		
Trade receivables	28,786.21	27,221.60
Other Receivable	596.79	606.16
Loans	57,212.52	49,946.59
Investments	11,708.89	8,566.79
Other financial assets	15,488.41	19,698.29
<b>Non-financial assets</b>		
Inventories	1,318.06	-
Current tax assets (net)	2,238.03	3,053.18
Deferred tax assets (net)	3,170.45	3,990.03
Assets held for sale	240.76	240.76
Property, plant and equipment	2,681.32	2,897.18
Capital work - in - progress	-	50.14
Right to use - Lease	3,504.59	3,887.79
Other intangible assets	168.46	158.02
Intangible work-in-progress	5.80	84.22
Other non-financial assets	2,417.86	1,782.57
<b>Total assets</b>	<b>2,38,736.77</b>	<b>1,87,665.29</b>
<b>Liabilities and equity</b>		
<b>Liabilities</b>		
<b>Financial liabilities</b>		
<b>Payables</b>		
Trade payables		
- to micro and small enterprises	52.02	58.14
- to other than micro and small enterprises	41,852.48	42,213.83
Other payables		
- to micro and small enterprises	-	-
- to other than micro and small enterprises	1,003.28	1,231.46
Lease Liabilities	3,384.40	3,599.86
Debt Securities	7,826.00	462.18
Borrowings	38,008.76	18,009.16
Other financial liabilities	64,989.56	49,912.19
<b>Non-financial liabilities</b>		
Current tax liabilities (net)	146.13	51.66
Provisions	2,338.54	2,662.81
Other non-financial liabilities	1,702.38	1,154.51
<b>Equity</b>		
Equity share capital	2,262.69	2,262.69
Other equity	75,008.19	65,879.22
Non-controlling interest	162.34	167.58
<b>Total liabilities and equity</b>	<b>2,38,736.77</b>	<b>1,87,665.29</b>

Place : New Delhi  
Date : June 7, 2021

  
S.C. Aggarwal  
(Chairman & Managing Director)  
(DIN : 00003267)

  
Mahesh C. Gupta  
(Vice Chairman & Managing Director)  
(DIN : 00003082)

For and on Behalf of the Board  
  
Vinod Kumar Jamar  
(Group CFO)



Moneywise. Be wise.

**SMC GLOBAL SECURITIES LTD.**

Member : National Stock Exchange (NSE Id - 07714)  
 : Bombay Stock Exchange (BSE Id - 470)  
 : Metropolitan Stock Exchange (MSE Id - 1002)  
 Clearing & Trading Member : Cash, F&O, Currency, Debt & Commodity  
 SEBI Regn. No. : INZ 000199438  
 Research Analyst No. : INH100001649  
 Investment Adviser No. : INA100012491

REGD. OFFICE :  
 11/6B, Shanti Chamber, Pusa Road, New Delhi-110005  
 Ph : +91-11-30111000, 40753333 Fax : +91-11-25754365  
 E-mail : smc@smcindiaonline.com Website : www.smcindiaonline.com  
 CIN No. : L74899DL1994PLC063600

**Date: 08<sup>th</sup> June, 2021**

To,

<p><b>The Manager,</b>  <b>Compliance Department,</b>  <b>The National Stock Exchange of India Ltd.</b></p> <p>Exchange Plaza, Plot No. C/1, G Block, Bandra-Kurla Complex, Bandra (East), MUMBAI - 400 051.</p>	<p><b>The Manager,</b>  <b>Compliance Department,</b>  <b>The Bombay Stock Exchange Ltd</b></p> <p>Phiroze Jeejeebhoy Towers Dalal Street, Mumbai-400001</p>	<p><b>The Manager,</b>  <b>Compliance Department,</b>  <b>The Calcutta Stock Exchange Limited</b></p> <p>7, Lyons Range, Kolkata 700001</p>
--	--	---

**Sub: Declaration under Regulation 33(3)(d) of SEBI (Listing Obligations and Disclosure Requirements) Regulations, 2015**

Dear Sir(s),


In compliance with the provisions of Regulation 33(3)(d) of SEBI (Listing Obligations and Disclosure Requirements) Regulations, 2015, we hereby declare that M/s R. Gopal & Associates, Statutory Auditors of the Company have issued an unmodified opinion on the audited standalone and consolidated financial results of the Company for the quarter and year ended 31<sup>st</sup> March, 2021.

This is for your information and record.

Thanking You,

Yours Faithfully,

**For SMC Global Securities Limited**

  
**Subhash Chand Aggarwal**  
**Chairman & Managing Director**  
**DIN: 00003267**

**MUMBAI OFFICE** : A Wing, 401/402, Lotus Corporate Park, Graham Firth Steel Compound, Off Western Express Highway, Jay Coach Signal, Goregaon East Mumbai-400063 Ph : +91-22-67341600, 66481818 Fax : +91-22-67341697 E-mail : smcmumbai@smcindiaonline.com

**KOLKATA OFFICE**: 18, Rabindra Sarani, Poddar Court, Gate No. 4, 5th Floor, Kolkata - 700001 Ph : +91-33-66127000 Fax : +91-33-66127004 E-mail : smckolkata@smcindiaonline.com

