

SMC INSURANCE BROKERS PRIVATE LIMITED

CIN : UGC000DL1995PTC172311


REGD. OFFICE: 11/6-B, Shanti Chamber, Pusa Road, New Delhi-110005


Statement of audited results for the quarter and year ended March 31, 2024


Sr. No.	Particulars	Quarter Ended			Year Ended	
		March 31, 2024 (Audited)	December 31, 2023 (Unaudited)	March 31, 2023 (Audited)	March 31, 2024 (Audited)	March 31, 2023 (Audited)
		(₹ in Lakhs)				
1	Income					
	(A) Revenue from operations					
	Fee and commission income	17,623.46	14,868.50	9,472.83	52,434.28	34,486.92
	Total revenue from operations	17,623.46	14,868.50	9,472.83	52,434.28	34,486.92
	(B) Other income	145.33	111.20	54.98	394.54	335.02
	Total revenue (1A+1B)	17,768.79	14,979.70	9,527.81	52,828.82	34,821.94
2	Expenses					
	(A) Fees and commission expense	15,246.24	12,925.20	7,750.67	44,353.63	29,199.37
	(B) Employee benefits expenses	1,366.04	1,038.80	908.03	4,326.75	3,245.8
	(C) Finance cost	13.74	7.43	5.83	36.02	22.92
	(D) Depreciation and amortisation expenses	67.03	47.95	46.26	193.08	156.28
	(E) Impairment on financial instruments	(2.30)	3.18	0.23	(2.92)	1.43
	(F) Other expenses	779.73	460.91	302.40	2,512.67	1,112.04
	Total expenses (2A+2B+2C+2D+2E+2F)	17,470.48	14,483.47	9,013.42	51,419.23	33,737.88
3	Profit before exceptional items and tax (1-2)	298.31	496.23	514.39	1,409.59	1,084.06
4	Exceptional items					
5	Profit before tax (3+4)	298.31	496.23	514.39	1,409.59	1,084.06
6	Tax expense / (credit)					
	(A) Current tax	107.60	170.86	290.44	319.68	452.58
	(B) Deferred tax / (credit)	(39.97)	(47.34)	(132.23)	89.92	(144.35)
	Total tax expenses / (credit)	67.63	123.52	158.21	409.60	308.23
7	Profit after tax (5-6)	230.68	372.71	356.18	999.99	775.83
8	Other comprehensive income					
	Items that will not be reclassified subsequently to profit or (loss)					
	Remeasurement of the net defined benefit liability / asset	(38.56)	2.52	(21.70)	(31.00)	10.09
	Tax effect of Items that will not be reclassified subsequently to profit and loss	9.70	(0.63)	6.04	7.80	(2.81)
	Total other comprehensive income for the period	(28.86)	1.89	(15.66)	(23.20)	7.28
9	Total comprehensive income for the period (7+8)	201.82	374.60	340.52	976.79	783.11
10	Paid up equity share capital (Face Value of ₹10 each)	1,500.00	1,500.00	1,500.00	1,500.00	1,500.00
11	Reserves				717.92	911.13
12	Earnings per share (EPS) (in ₹)					
	Basic & Diluted EPS	1.54	2.48	1.11	6.67	2.42

- Notes :
- The above audited results have been reviewed and approved by the Board of Directors at its meeting held on Thursday, the 30th day of April, 2024. The results have been audited by the Statutory Auditors of the Company and have issued unqualified report.
 - The financial results have been prepared in accordance with the Indian Accounting Standards ('Ind AS') prescribed under Section 133 of the Companies Act, 2013 read with Companies (Indian Accounting Standards) Rules as amended from time to time.
 - The Board has proposed and recommended final dividend for F Y 2023-24 @ 40% i.e Rs. 4 per equity shares of the face value Rs. 10/- each amounting to Rs. 600 lakhs to its equity share holders. (subject to approval of shareholders in the ensuing Annual General Meeting in addition to interim Dividend @ 28% paid during the F Y 2023-24, this makes the total dividend @ 68% that is Rs. 6.80 per equity shares.
 - The figures for quarter ended March 31, 2024 and March 31, 2023 represents the balance between audited financials in respect of full financials year and those published till the third quarter of the respective financials years.

Place : New Delhi
Date : April 30, 2024


Pravin Kumar Agarwal
(Whole Time Director)
(DIN : 00197478)


Akanksha Gupta
(Whole Time Director)
(DIN : 06945261)

For and on behalf of the Board

Sakshi Mehta
(CFO)

IN THE BOOKS OF SMC INSURANCE BROKERS (P) LTD.

INTER COMPANY REVENUE

Q1	Q2	Q3	Q4	Total Income	EXPENSE				Total Expense	NATURE OF TRANSACTION	ACCOUNT HEAD
					Q1	Q2	Q3	Q4			
SMC GLOBAL SECURITIES LTD.											
10,32,511.20	-	57,97,830.80	59,08,999.87	1,27,39,342	17,336	12,30,315	-	-	-	Innt on Inter corporate deposit	Other Income-Intt Income
5,98,863.48	2,23,986.31	-	-	8,22,850	30,00,000	30,00,000	30,00,000	30,00,000	1,20,00,000	Innt on NCD	Other Income-Intt Income
					20,93,580	-	-	-	20,93,580	Rental charges	Other Expense - Rent
16,31,375	2,23,986	57,97,831	59,09,000	1,35,62,192	51,10,916	42,30,315	30,00,000	30,00,000	1,53,41,231	Innt on MLD	Other Income-Intt Income
										Sub Total	
MONEYWISE FINANCIAL SERVICES (P) LTD											
13,28,692	-	85,661	674	14,15,027	-	3,04,532	-	-	3,04,532	Innt on Inter corporate deposits	Other Income-Intt Income
17,60,040	(8,23,415)	30,68,838	61,55,207	1,01,60,670	-	-	-	-	-	Innt on NCD	Other Income-Intt Income
25,00,852	(20,41,760)	2,12,266	19,40,017	26,11,375	-	-	-	-	-	Innt on MLD	Other Income-Intt Income
55,89,584	(28,65,175)	33,66,765	80,95,898	1,41,87,072	-	3,04,532	-	-	3,04,532	Sub Total	
Pullin Comtrade Limited											
-	-	-	-	-	-	-	-	-	2,36,550	2,36,550	Divall Expenses
-	-	-	-	-	-	-	-	-	2,36,550	2,36,550	Sub Total
SMC REAL ESTATE ADVISORS (P) LTD											
1,12,192	-	-	11,15,232	12,27,424	39,053	-	-	24,83,103	25,22,156	Innt on NCD	Other Income-Intt Income
1,12,192	-	-	11,15,232	12,27,424	39,053	-	-	24,83,103	25,22,156	Sub Total	
73,33,150	(26,41,189)	91,64,586	1,51,20,130	2,89,76,688	51,49,969	45,34,847	30,00,000	57,19,653	1,84,04,469	Grand Total	
Beshak Solutions Pvt Ltd											
-	-	-	-	-	19,20,000	17,10,000	17,10,000	17,10,000	70,50,000	Business promotion expense paid as per agreement	Other Expenses
-	-	-	-	-	19,20,000	17,10,000	17,10,000	17,10,000	70,50,000	Sub Total	

